REF. DWG 1A
STANDPIPES
SEE EBL DWG FP-001

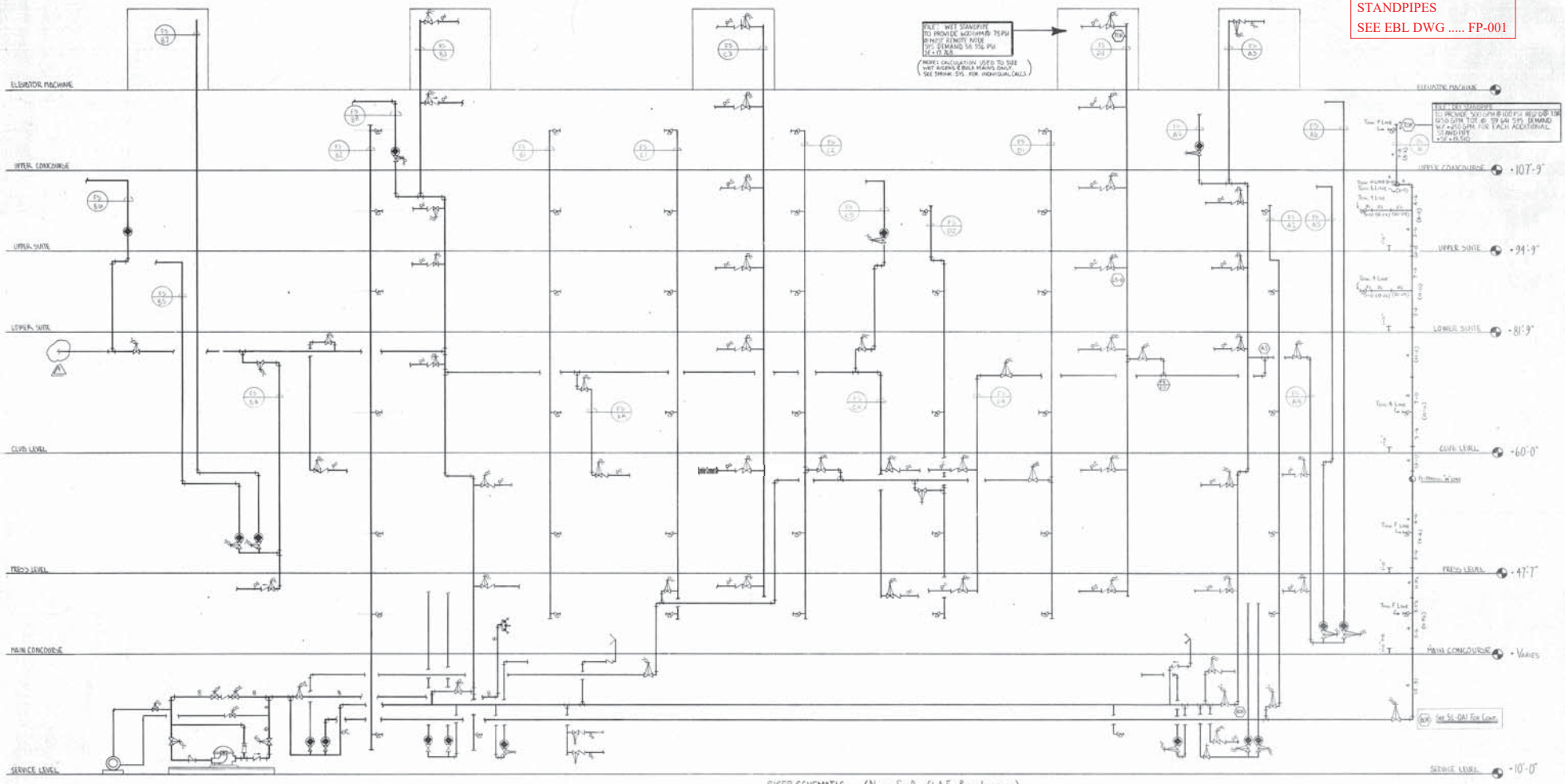

RISER SCHEMATIC (NOTE: SEE DWG. SL-A FOR RISER LOCATIONS)
—NTS—

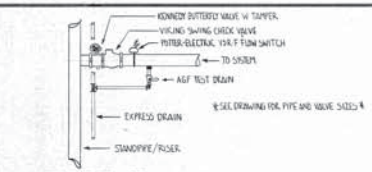

ZONE CONTROL DETAIL

DENOTES KENNEDY BUTTERFLY VALVE W/TAMPER
DENOTES VIKING SWING CHECK VALVE
DENOTES POTTER-ELECTRIC V.S.R.F. FLOW SWITCH
DENOTES POTTER-ROEMER 24" FIRE HOSE VALVE
DENOTES VIKING F-1 DRYPIPE VALVE
DENOTES POTTER-ROEMER FIRE DEPT. TEST HEADER
DENOTES POTTER ROEMER 2½"x2½"x4" FIRE DEPT. CONN.

SYMBOL LEGEND

DESIG.	WET/DRY	SUPPLY CONN.	SERVES LEVELS	LOCATION
A1	DRY	SERVICE LEVEL	2-7	STAIR - COL. 5
A2	DRY	SERVICE LEVEL	2-6	STAIR - COL. 11
A3	WET	SERVICE LEVEL	2-7	LOBBY - COL. 3
A4	WET	CLUB LEVEL	2,3	TICKET - COL. 10
A5	DRY	PRESS LEVEL	6	LOBBY - COL 10
A6	DRY	PRESS LEVEL	8	ELEV. P.H. - COL 10
A7	DRY	UPPER CONCOURSE	7	JAN. CL. - COL 3
B1	DRY	SERVICE LEVEL	2-7	RAMP - COL. 25
B2	DRY	SERVICE LEVEL	2-7	STAIR - COL. 20
B3	WET	SERVICE LEVEL	2-7	LOBBY - COL.24

DESIG.	WET/DRY	SUPPLY CONN.	SERVES LEVELS	LOCATION
C5	DRY	UPPER SUITE	6	JAN. CL. - COL. 38
D1	DRY	MAIN CONCOURSE	2-7	STAIR - COL. 50
D2	DRY	MAIN CONCOURSE	2-6	STAIR - COL. 44
D3	WET	CLUB LEVEL	2-7	LOBBY - COL. 52
D4	WET	CLUB LEVEL	2-3	MECH. - COL. 45
B3A	WET	PRESS LEVEL	3	PRESS - COL. 24
B4	WET	CLUB LEVEL	2,3	TICKET - COL. 18
B5	DRY	PRESS LEVEL	6	LOBBY - COL. 20
B6	DRY	UPPER SUITE	6	JAN. CL. -COL. 17
B7	DRY	PRESS LEVEL	8	ELEV. P.H. - COL 20

DESIG.	WET/DRY	SUPPLY CONN.	SERVES LEVELS	LOCATION
B8	DRY	UPPER CONCOURSE	7	JAN. CL. - COL.24
C1	DRY	MAIN CONCOURSE	2-7	RAMP - COL. 30
C2	DRY	MAIN CONCOURSE	2-7	STAIR - COL. 34
C3	WET	CLUB LEVEL	2-7	LOBBY - COL. 33
C4	WET	CLUB LEVEL	2-3	MECH. - COL 37

NOTES:
(1) N=NORTH, S=SOUTH, E=EAST, W=WEST
(2) A=QUAD 'A', B=QUAD 'B', C=QUAD 'C', D=QUAD 'D'
(3) 1=SERVICE, 2=MAIN CONCOURSE, 3=PRESS, 4=CLUB, 5=LOWER SUITE, 6=UPPER SUITE, 7=UPPER CONCOURSE, 8=ELEVATOR MACHINE

AS-BUILT
DATE: 8-17-98

NO	HANGERS	REV	DATE	REVISION	BY
1	U HOOK W/DRIVE SCREWS	1	5-19-98	ADDED CLUB LEVEL MECH. ZONE D	SP
2	ANGLE U HOOK W/DRIVE SCREWS				
3	COACH SCREW ROD, ROD BUTTON, RING				
4	CEILING FLANGE, ROD, RING, ATTACHMENTS				
5	CONCRETE SHIELD ROD & RING				
7	S.B.B., ROD, RING, ATTACHMENTS				
8	TOGGLE BOLT, FENDER WASH., NUT, ROD & RING				
10	C-CLAMP, ROD & RING				
11	TOP BEAM CLAMP, ROD & RING				
11A	WIDE JAW CLAMP, ROD & RING				

GENERAL NOTES

1. THIS PROJECT TO BE DESIGNED AND INSTALLED PER NFPA AND APPROVING AUTHORITY.
2. FINAL LOCATION OF PIPING TO BE DETERMINED AFTER COORDINATION AND SURVEY.
3. SEE DWG. # FOR DETAILS AND ADDITIONAL NOTES.
4. ALL PIPING 3-1/2" AND LARGER TO BE SCHEDULE 10 WITH GROOVED FITTINGS, U.O.N.
5. ALL PIPING 2" AND SMALLER TO BE SCHEDULE 40 WITH SCREWED FITTINGS, U.O.N.
6. ALL FITTINGS TO BE CAST OR MALLEABLE IRON RATED FOR 175 PSI, MINIMUM.
7. SYMBOL +0'-0" DENOTES ELEVATION TO CENTERLINE OF PIPE ABOVE FINISHED FLOOR.
8. SYMBOL ⊕0" DENOTES DISTANCE DOWN TO CENTERLINE OF PIPE FROM TOP OF STEEL OR UNDERSIDE OF DECK.
9. ALL MATERIALS, EQUIPMENT AND APPURTENANCES SHALL BE APPROVED FOR USE IN FIRE SUPPRESSION SYSTEMS.
10. ALL AREAS SUBJECT TO FREEZING SHALL BE THE RESPONSIBILITY OF THE OWNER.

DESIGN CRITERIA				LEGEND	
N.F.P.A. REF.		HYDRAULIC CALC REF.		+	DISTANCE ⊕ PIPE ABOVE FINISHED FLOOR
MAX. SQ. FT.		DENSITY		▲	DISTANCE ⊕ PIPE BELOW SLAB/DECK/JOIST
WATER SUPPLY		AREA			HANGER LOCATIONS
BUILDING HEIGHT		K FACTOR		○	HYDRAULIC REFERENCE POINT
HAZARD		C FACTOR		F.C.	FLUSHING CONNECTION
TYPE SYST.		SPRK. TEMP.		S.C.	SUSPENDED CEILING
SYSTEM CAPACITY	USG	INSIDE HOSE	GPM	F.F.	FINISHED FLOOR
F.D.C. TYPE		OUTSIDE HOSE	GPM	F.D.C.	FIRE DEPARTMENT CONNECTION
ALARMS		FIRE PUMP	GPM	M.W.G.	WATER MOTOR GONG
		FIRE PUMP	PSI	L.P.D.	LOW POINT DRAIN

SPRINKLER SCHEDULE

SYM.	MANUFACTURER	MODEL	TYPE	ORIFICE	K-FAC.	TEMP.	FINISH	PLATE	QTY.

CAPITOL SPRINKLER CONTRACTING INC.

CAPITOL SPRINKLER CONT., INC.
6550 DOBBIN ROAD, COLUMBIA, MARYLAND 21045
WASHINGTON 982-1023 BALTIMORE 730-4711

BALTIMORE RAVENS NFL FOOTBALL STADIUM
1201 S. RUSSELL STREET
BUILD. 710

CONTRACT WITH WHITING-TURNER, BARTON MALOW, EDWIN J.V.

DATE -NTS-	DWN BY J.B.	CONTRACT NO. 862	
SCALE	CHECKED BY	DWG. NO. SL-C	

AREA THIS SHEET RISER SCHEMATIC

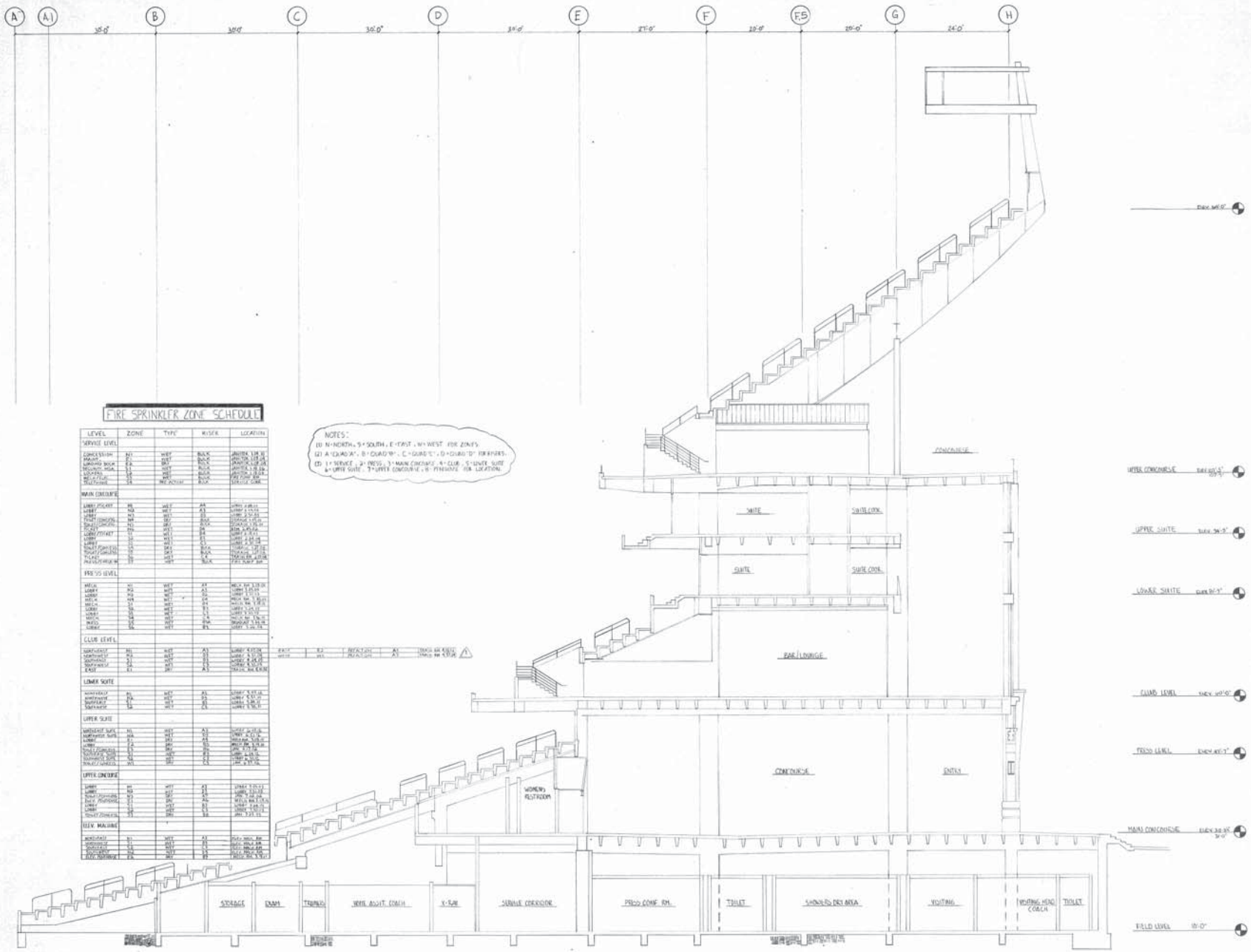

FIRE SPRINKLER ZONE SCHEDULE

LEVEL	ZONE	TYPE	RISER	LOCATION
SERVICE LEVEL				
CONCESSION	N1	WET	BULK	JANITOR 108
MAINT.	E1	WET	BULK	JANITOR 109
LOADING DOCK	E2	DRY	BULK	JANITOR 107
SECURITY OFFICE	S1	WET	BULK	JANITOR 1.05.06
LOUNGE	S2	WET	BULK	JANITOR 1.05.04
BELT TUNNEL	S3	WET	BULK	JANITOR 1.05.03
BELT TUNNEL	S4	WET ACTUAL	BULK	DETECTOR CORR.
MAIN CONCOURSE				
LOBBY (TICKET)	N5	WET	A4	LOBBY 2.08.01
LOBBY	N4	WET	A3	LOBBY 2.07.01
LOBBY	N3	WET	A2	LOBBY 2.50.01
TOILET (WOMENS)	N6	DRY	B2	STORAGE 1.08.01
TOILET (MENS)	N7	DRY	B2	STORAGE 1.08.02
LOBBY (TICKET)	W1	WET	A4	BTW. 2.08.01
LOBBY	S1	WET	C1	LOBBY 2.07.04
LOBBY	S2	WET	C1	LOBBY 2.50.04
TOILET (FEMALES)	S4	DRY	B2	STORAGE 1.07.02
TOILET (MALES)	S5	DRY	B2	STORAGE 1.07.03
TUNNEL	S3	WET	B2	TRANSITION 1.07.04
PRESS HEAD	S6	WET	B2	FIRST SUITE BAR
PRESS LEVEL				
MEN	N1	WET	A4	MEN RM 3.13.01
LOBBY	N2	WET	A3	LOBBY 3.10.01
LOBBY	N3	WET	A2	LOBBY 3.11.01
MEN	N4	WET	C4	MEN RM. 3.10.02
MEN	N5	WET	C4	MEN RM. 3.10.03
LOBBY	S2	WET	C1	LOBBY 3.24.01
LOBBY	S3	WET	C1	LOBBY 3.25.01
LOBBY	S4	WET	C1	LOBBY 3.26.01
WOMEN	S5	WET	B2A	TRANSIT 3.24.02
LOBBY	S6	WET	B2	LOBBY 3.24.03
CLUB LEVEL				
NORTHEAST	N1	WET	A3	LOBBY 4.07.01
NORTHWEST	N2	WET	A2	LOBBY 4.10.01
SOUTHWEST	S1	WET	C1	LOBBY 4.24.01
SOUTHEAST	S2	WET	C1	LOBBY 4.26.01
EAST	E1	DRY	A3	CLUB RM. 4.08.01
LOWER SUITE				
NORTHEAST	N1	WET	A3	LOBBY 5.07.01
NORTHWEST	N2	WET	A2	LOBBY 5.10.01
SOUTHEAST	S1	WET	B2	LOBBY 5.08.01
SOUTHWEST	S2	WET	B2	LOBBY 5.06.01
UPPER SUITE				
NORTHEAST SUITE	N1	WET	A3	LOBBY 6.07.01
NORTHWEST SUITE	N2A	WET	B2	LOBBY 6.10.01
LOBBY	E1	DRY	A4	MEN RM. 6.08.01
LOBBY	E2	DRY	B2A	WOMEN RM. 6.09.01
TOILET (FEMALES)	S1	DRY	B2	JAN. 6.14.01
SOUTHEAST SUITE	S2	WET	B2	LOBBY 6.05.01
SOUTHWEST SUITE	S3	WET	B2	LOBBY 6.03.01
TOILET (MENS)	W1	DRY	C2	JAN. 6.17.01
UPPER CONCOURSE				
LOBBY	N1	WET	A3	LOBBY 7.10.01
LOBBY	N2	WET	A2	LOBBY 7.11.01
TOILET (WOMENS)	N3	DRY	A2	JAN. 7.08.04
ELEV. MACHINE	E1	DRY	A4	MECH RM 7.13.01
LOBBY	S1	WET	B2	LOBBY 7.46.01
LOBBY	S2	WET	B2	LOBBY 7.44.01
TOILET (MENS)	S3	DRY	B2	JAN. 7.27.01
ELEV. MACHINE				
NORTHEAST	N1	WET	A3	ELEV. MACH. RM.
NORTHWEST	N2	WET	A2	ELEV. MACH. RM.
SOUTHEAST	S1	WET	C1	ELEV. MACH. RM.
SOUTHWEST	S2	WET	B2	ELEV. MACH. RM.

NOTES:
(1) N=NORTH, S=SOUTH, E=EAST, W=WEST FOR ZONES
(2) A=QUAD "A", B=QUAD "B", C=QUAD "C", D=QUAD "D" FOR RISERS.
(3) 1=SERVICE, 2=PRESS, 3=MAIN CONCOURSE, 4=CLUB, 5=SUITE, SUITE 6=UPPER SUITE, 7=UPPER CONCOURSE, 8=PRESSURE FOR LOCATION.

REF. DWG 1B
FIRE SPRINKLER ZONES
SEE EBL DWG FP-001

AS-BUILT
DATE: 8-17-98

NO.	HANGERS	NO.	DATE	REVISION	BY
1	U-HOOK W/DRIVE SCREWS	1	5.22.98	ADD "SCOREBOARD" ZONE'S R2 & S3	TJF
2	ANGLE U-HOOK W/DRIVE SCREWS				
3	COACH SCREW ROD, ROD BUTTON, RING				
4	CEILING FLANGE, ROD, RING, ATTACHMENTS				
5	CONCRETE SHIELD ROD & RING				
6	S.S.B., ROD, RING, ATTACHMENTS				
7	TOGGLE BOLT FENDER WASH., NUT, ROD & RING				
8	C-CLAMP, ROD & RING				
9	TOP BEAM CLAMP, ROD & RING				
10	BOTT. BEAM CLAMP, ROD & RING				

GENERAL NOTES

1. THIS PROJECT TO BE DESIGNED AND INSTALLED PER NFPA AND APPROVING AUTHORITY.
2. FINAL LOCATION OF PIPING TO BE DETERMINED AFTER COORDINATION AND SURVEY.
3. SEE DWG. # FOR DETAILS AND ADDITIONAL NOTES.
4. ALL PIPING 2-1/2" AND LARGER TO BE SCHEDULE 10 WITH GROOVED FITTINGS, U.O.N.
5. ALL PIPING 2" AND SMALLER TO BE SCHEDULE 40 WITH SCREWED FITTINGS, U.O.N.
6. ALL FITTINGS TO BE CAST OR MALLEABLE IRON RATED FOR 175 PSI, MINIMUM.
7. SYMBOL +0'-0" DENOTES ELEVATION TO CENTERLINE OF PIPE ABOVE FINISHED FLOOR.
8. SYMBOL #0" DENOTES DISTANCE DOWN TO CENTERLINE OF PIPE FROM TOP OF STEEL OR UNDERSIDE OF DECK.
9. ALL MATERIALS, EQUIPMENT AND APPURTENANCES SHALL BE APPROVED FOR USE IN FIRE SUPRESSION SYSTEMS.
10. ALL AREAS SUBJECT TO FREEZING SHALL BE THE RESPONSIBILITY OF THE OWNER.

DESIGN CRITERIA			
N.F.P.A. REF	HYDRAULIC CALC REF		
MAX. SQ. FT.	DENSITY		
WATER SUPPLY	AREA		
BUILDING HEIGHT	K FACTOR		
HAZARD	C FACTOR		
TYPE DIST.	SPRK. TEMP.		
SYSTEM CAPACITY	USG	INSIDE HOSE	GPM
F.D.C. TYPE		OUTSIDE HOSE	GPM
ALARMS		FIRE PUMP	GPM
		FIRE PUMP	PSI

LEGEND
+ DISTANCE ⅊ PIPE ABOVE FINISHED FLOOR
+ DISTANCE ⅊ PIPE BELOW SLAB-DECK/JOIST
—⊕— HANGER LOCATIONS
○ HYDRAULIC REFERENCE POINT
F.C. FLUSHING CONNECTION
S.C. SUSPENDED CEILING
F.F. FINISHED FLOOR
F.D.C. FIRE DEPARTMENT CONNECTION
W.M.Q. WATER MOTOR GONG
L.P.D. LOW POINT DRAIN

SPRINKLER SCHEDULE

SYM.	MANUFACTURER	MODEL	TYPE	ORIFICE	K-FAC.	TEMP.	FINISH	PLATE	QTY.

CAPITOL SPRINKLER CONTRACTING INC.

CAPITOL SPRINKLER CONT., INC.
6550 DOBBIN ROAD, COLUMBIA, MARYLAND 21045
WASHINGTON 982-1023 BALTIMORE 730-4711

BALTIMORE COLTS N.F.L. FOOTBALL STADIUM
1201 SOUTH PRESTON STREET
BALTIMORE, MD. 21230

CONTRACT WITH: WHITING TURNER, BARTON MALOW, KOBER

DATE	DWG BY	CONTRACT NO.
7-8-93	J.G.	862
SCALE 1/8"=1'-0"	CHECKED BY	DWG NO. SL-1

AREA THIS SHEET — FIRST DWG. SECTION @ COL. LINE 22

REF. DWG 1C
STANDPIPES
SEE EBL DWG FP-001

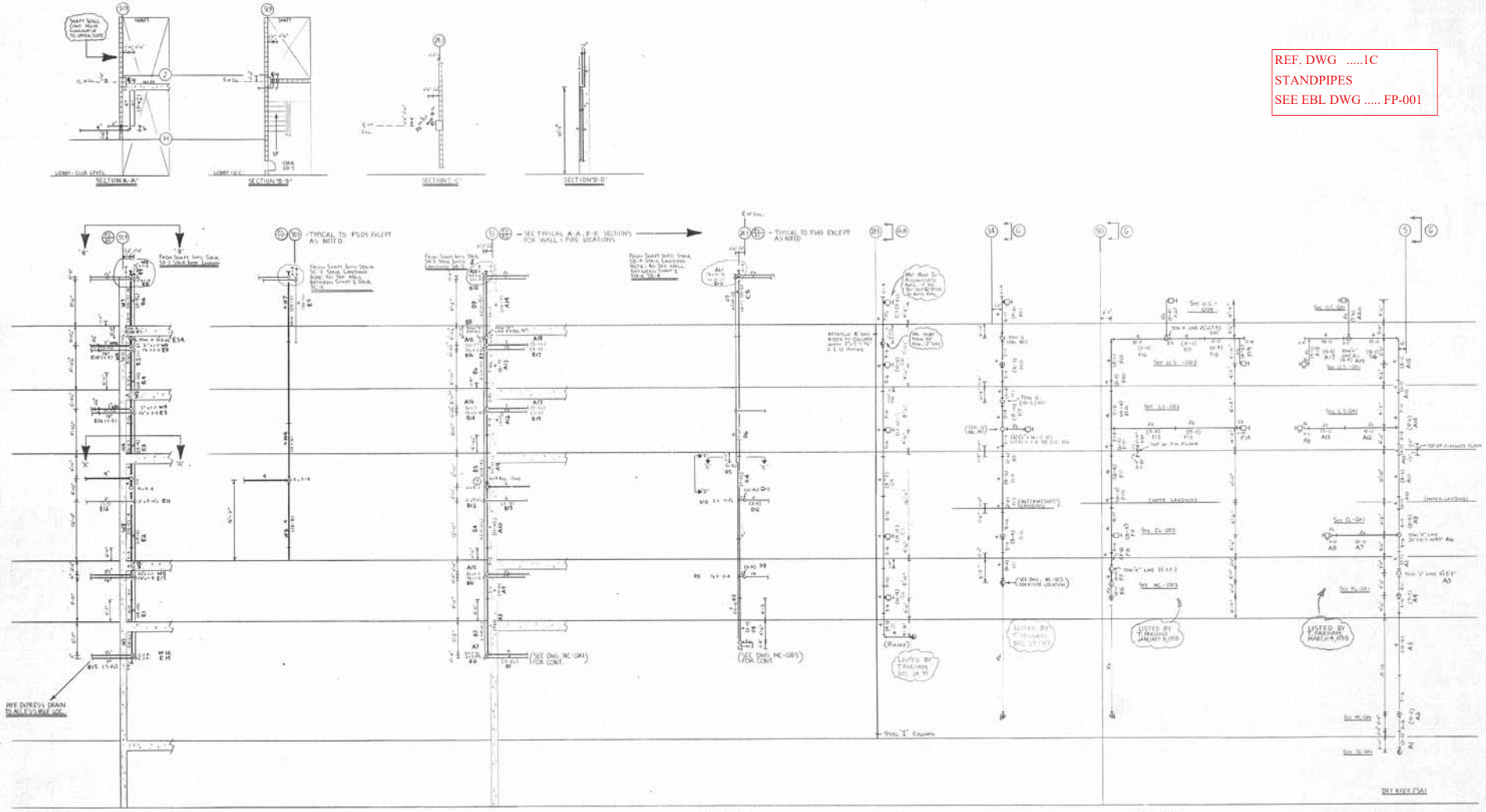

AS-BUILT
DATE: 8-17-98

NO.	HANGERS	SO	DATE	REVISION	BY
1	U HOOK W/ DRIVE SCREWS				
2	ANGLE U HOOK W/ DRIVE SCREWS				
3	COACH SCREW, ROD, ROD BUTTON, RING				
4	CEILING FLANGE, ROD, RING, ATTACHMENTS				
5	CONCRETE SHIELD ROD & RING				
7	S.B.B., ROD, RING, ATTACHMENTS				
8	TOGGLE BOLT, FENDER WASH., NUT, ROD & RING				
10	C-CLAMP, ROD & RING				
11	TOP BEAM CLAMP, ROD & RING				
11a	1 WIRE, BRA-FI, AND ROD & RING				

GENERAL NOTES

1. THIS PROJECT TO BE DESIGNED AND INSTALLED PER NFPA AND APPROVING AUTHORITY.
2. FINAL LOCATION OF PIPING TO BE DETERMINED AFTER COORDINATION AND SURVEY.
3. SEE DWG. # FOR DETAILS AND ADDITIONAL NOTES.
4. ALL PIPING 2-1/2" AND LARGER TO BE SCHEDULE 10 WITH GROOVED FITTINGS, U.O.N.
5. ALL PIPING 2" AND SMALLER TO BE SCHEDULE 40 WITH SCREWED FITTINGS, U.O.N.
6. ALL FITTINGS TO BE CAST OR MALLEABLE IRON RATED FOR 175 PSI, MINIMUM.
7. SYMBOL +0'-0" DENOTES ELEVATION TO CENTERLINE OF PIPE ABOVE FINISHED FLOOR.
8. SYMBOL #6" DENOTES DISTANCE DOWN TO CENTERLINE OF PIPE FROM TOP OF STEEL OR UNDERSIDE OF DECK.
9. ALL MATERIALS, EQUIPMENT AND APPURTENANCES SHALL BE APPROVED FOR USE IN FIRE SUPPRESSION SYSTEMS.
10. ALL AREAS SUBJECT TO FREEZING SHALL BE THE RESPONSIBILITY OF THE OWNER.

DESIGN CRITERIA				LEGEND
N.F.P.A. REF.		HYDRAULIC CALC REF.		+ DISTANCE ℄ PIPE ABOVE FINISHED FLOOR
MAX. SQ. FT.		DENSITY		+ DISTANCE ℄ PIPE BELOW SLAB/DECK/JOIST
WATER SUPPLY		AREA		—+—o—+— HANGER LOCATIONS
BUILDING HEIGHT		K FACTOR		○ HYDRAULIC REFERENCE POINT
HAZARD		C FACTOR		F.C. FLUSHING CONNECTION
TYPE SYST.		SPRK. TEMP.		S.C. SUSPENDED CEILING
SYSTEM CAPACITY	USG	INSIDE HOSE	GPM	F.F. FINISHED FLOOR
F.D.C. TYPE		OUTSIDE HOSE	GPM	F.D.C. FIRE DEPARTMENT CONNECTION
ALARMS		FIRE PUMP	GPM	M.W.G. WATER MOTOR GONG
		FIRE PUMP	PSI	L.P.D. LOW POINT DRAIN

SPRINKLER SCHEDULE										
SYM.	MANUFACTURER	MODEL	TYPE	ORIFICE	K-FAC.	TEMP.	FINISH	PLATE	QTY.

CAPITOL SPRINKLER CONTRACTING INC.

CAPITOL SPRINKLER CONT., INC.
6550 DOBBIN ROAD, COLUMBIA, MARYLAND 21045
WASHINGTON 982-1023 BALTIMORE 730-4711

BALTIMORE RAVENS N.F.L. STADIUM
CORT & RUSSELL ST. BALT. MD 21230

CONTRACT WITH: WHITING-TURNER / BARTON MALOW / ESSEX

DATE	10-6-97	DWG BY	T. YAMASHIRA	CONTRACT NO.	97024
SCALE	1/8" = 1'-0"	CHECKED BY		DWG. NO.	SL-F

AREA THIS SHEET

NOTES:
DRAIN RISERS ARE LOCATED FROM FIELD TO EXTERIOR OF BUILDING - SEE "SLEEVE DWG" S SL-A & SL-B.

REF. DWG 1D
STANDPIPES
SEE EBL DWG FP-001

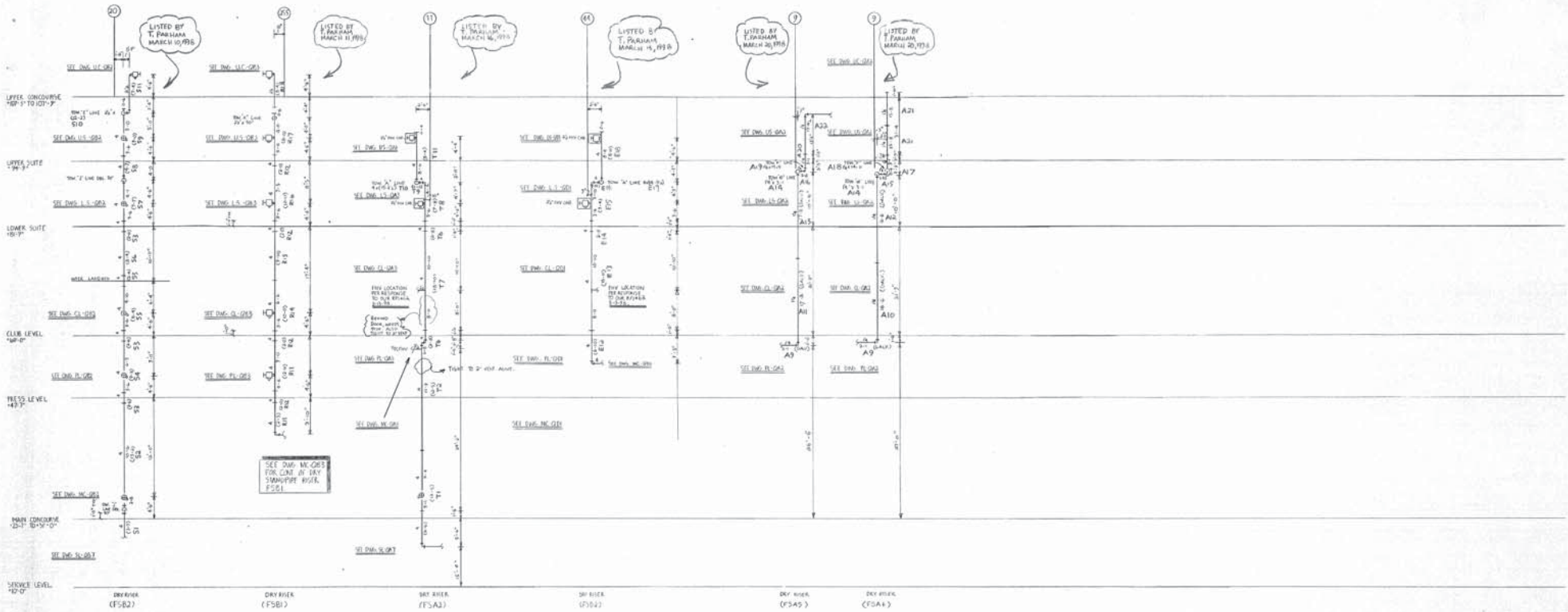

AS-BUILT
DATE: 8-17-98

NO	HANGERS	SH	DATE	REVISION	BY
1	U HOOK W/ DRIVE SCREWS				
2	ANGLE U HOOK W/ DRIVE SCREWS				
3	COACH SCREW ROD, ROD BUTTON, RING				
4	CEILING FLANGE, ROD, RING, ATTACHMENTS				
6	CONCRETE SHIELD ROD & RING				
7	S & B, ROD, RING, ATTACHMENTS				
8	TOGGLE BOLT FENDER WASH., NUT, ROD & RING				
10	C-CLAMP, ROD & RING				
11	TOP BEAM CLAMP, ROD & RING				
11a	WIDE JAW CLAMP, ROD & RING				

GENERAL NOTES

1. THIS PROJECT TO BE DESIGNED AND INSTALLED PER NFPA AND APPROVING AUTHORITY.
2. FINAL LOCATION OF PIPING TO BE DETERMINED AFTER COORDINATION AND SURVEY.
3. SEE DWG. # FOR DETAILS AND ADDITIONAL NOTES.
4. ALL PIPING 2-1/2" AND LARGER TO BE SCHEDULE 10 WITH GROOVED FITTINGS, U.O.N.
5. ALL PIPING 2" AND SMALLER TO BE SCHEDULE 40 WITH SCREWED FITTINGS, U.O.N.
6. ALL FITTINGS TO BE CAST OR MALLEABLE IRON RATED FOR 175 PSI, MINIMUM.
7. SYMBOL +0'-0" DENOTES ELEVATION TO CENTERLINE OF PIPE ABOVE FINISHED FLOOR.
8. SYMBOL #0" DENOTES DISTANCE DOWN TO CENTERLINE OF PIPE FROM TOP OF STEEL OR UNDERSIDE OF DECK.
9. ALL MATERIALS, EQUIPMENT AND APPURTENANCES SHALL BE APPROVED FOR USE IN FIRE SUPPRESSION SYSTEMS.
10. ALL AREAS SUBJECT TO FREEZING SHALL BE THE RESPONSIBILITY OF THE OWNER.

DESIGN CRITERIA				LEGEND
N.F.P.A. REF.		HYDRAULIC CALC REF.		+ DISTANCE ↑ PIPE ABOVE FINISHED FLOOR
MAX. SQ. FT.		DENSITY		▲ DISTANCE ↓ PIPE BELOW SLAB/DECK/JOIST
WATER SUPPLY		AREA		HANGER LOCATIONS
BUILDING HEIGHT		K FACTOR		HYDRAULIC REFERENCE POINT
HAZARD		C FACTOR		F.C. FLUSHING CONNECTION
TYPE SYST.		SPRK. TEMP.		S.C. SUSPENDED CEILING
SYSTEM CAPACITY	USG	INSIDE HOSE	GPM	F.F. FINISHED FLOOR
F.D.C. TYPE		OUTSIDE HOSE	GPM	F.D.C. FIRE DEPARTMENT CONNECTION
ALARMS		FIRE PUMP	GPM	W.W.G. WATER MOTOR GONG
		FIRE PUMP	PSI	L.P.D. LOW POINT DRAIN

SPRINKLER SCHEDULE

SYM.	MANUFACTURER	MODEL	TYPE	ORIFICE	K-FAC.	TEMP.	FINISH	PLATE	QTY.

CAPITOL SPRINKLER CONTRACTING INC.

CAPITOL SPRINKLER CONT., INC.
6550 DOBBIN ROAD, COLUMBIA, MARYLAND 21045
WASHINGTON 982-1023 BALTIMORE 730-4711

BALTIMORE RAVENS - N.F.L. STADIUM
128 S. RUSSELL ST. BALT. MD 21230

CONTRACT WITH: WHITING-TURNER / BARTON MALOW / FISCHER

DATE	DWN. BY	CONTRACT NO.
5-5-98	T. PARHAM	C2063
SCALE: 1/8"=1'-0"	CHECKED BY:	DWG. NO. SL-G

AREA THIS SHEET

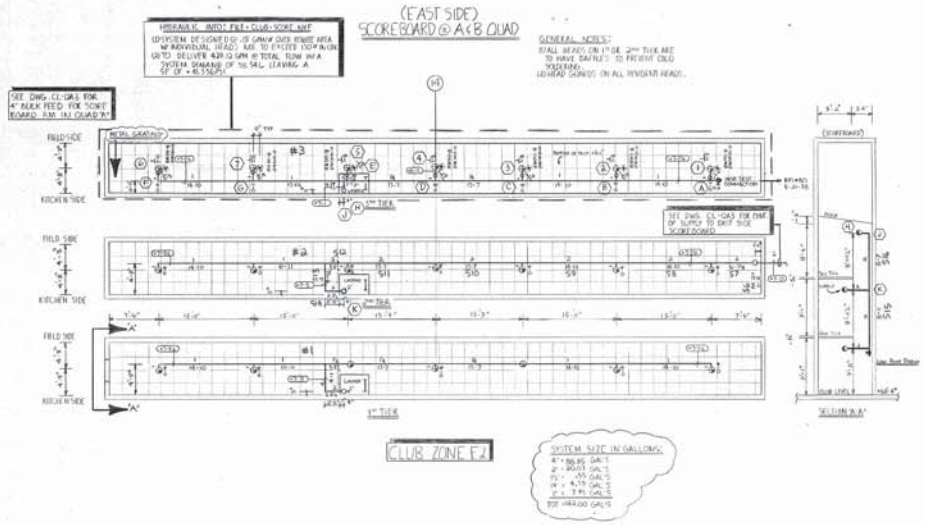

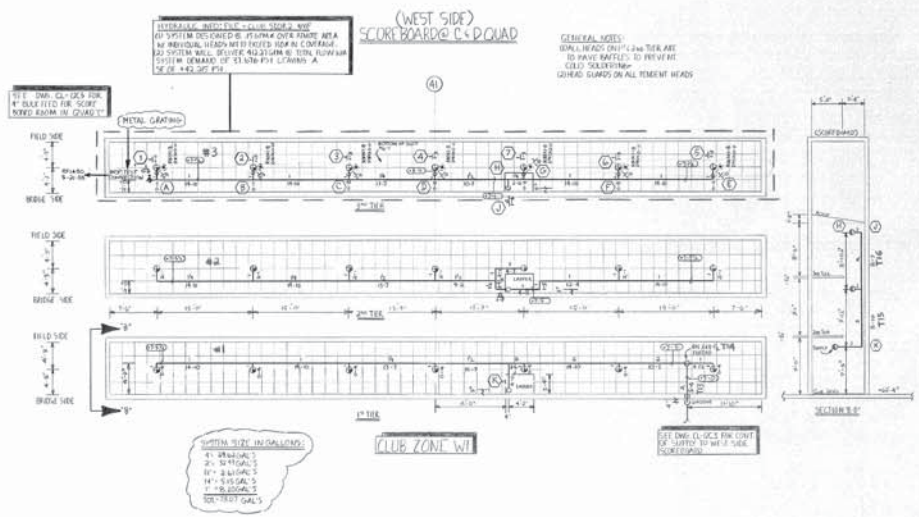

REF. DWG 39
CLUB LEVEL
SEE EBL DWG FP-104

AS-BUILT
DATE: 8-17-98

NO.	HANGERS	QTY	DATE	REVISION	BY
1	U HOOK W/DRIVE SCREWS				
2	ANGLE U HOOK W/DRIVE SCREWS				
3	COACH SCREW ROD, ROD BUTTON, RING				
4	CEILING FLANGE, ROD, RING, ATTACHMENTS				
6	CONCRETE SHIELD ROD & RING				
7	S.B.B., ROD, RING, ATTACHMENTS				
8	TOGGLE BOLT, FENDER WASH., NUT, ROD & RING				
10	C-CLAMP, ROD & RING				
11	TOP BEAM CLAMP, ROD & RING				
11a	WIDE JAW CLAMP, ROD & RING				

GENERAL NOTES

1. THIS PROJECT TO BE DESIGNED AND INSTALLED PER NFPA AND APPROVING AUTHORITY.
2. FINAL LOCATION OF PIPING TO BE DETERMINED AFTER COORDINATION AND SURVEY.
3. SEE DWG. # FOR DETAILS AND ADDITIONAL NOTES.
4. ALL PIPING 2-1/2" AND LARGER TO BE SCHEDULE 10 WITH GROOVED FITTINGS, U.O.N.
5. ALL PIPING 2" AND SMALLER TO BE SCHEDULE 40 WITH SCREWED FITTINGS, U.O.N.
6. ALL FITTINGS TO BE CAST OR MALLEABLE IRON RATED FOR 175 PSI, MININUM.
7. SYMBOL +0'-0" DENOTES ELEVATION TO CENTERLINE OF PIPE ABOVE FINISHED FLOOR.
8. SYMBOL #0" DENOTES DISTANCE DOWN TO CENTERLINE OF PIPE FROM TOP OF STEEL OR UNDERSIDE OF DECK.
9. ALL MATERIALS, EQUIPMENT AND APPURTENANCES SHALL BE APPROVED FOR USE IN FIRE SUPPRESSION SYSTEMS.
10. ALL AREAS SUBJECT TO FREEZING SHALL BE THE RESPONSIBILITY OF THE OWNER.

DESIGN CRITERIA			
N.F.P.A. REF	HYDRAULIC CALC REF		
MAX. SQ. FT.	DENSITY		
WATER SUPPLY	AREA		
BUILDING HEIGHT	K FACTOR		
HAZARD	C FACTOR		
TYPE SYST.	SPRK. TEMP		
SYSTEM CAPACITY	USG	INSIDE HOSE	GPM
F.D.C. TYPE		OUTSIDE HOSE	GPM
ALARMS		FIRE PUMP	GPM
		FIRE PUMP	PSI

LEGEND	
+	DISTANCE ↓ PIPE ABOVE FINISHED FLOOR
+	DISTANCE ↓ PIPE BELOW SLAB/DECK/JOIST
—/—⊖—/—	HANGER LOCATIONS
○	HYDRAULIC REFERENCE POINT
F.C.	FLUSHING CONNECTION
S.C.	SUSPENDED CEILING
F.F.	FINISHED FLOOR
F.D.C.	FIRE DEPARTMENT CONNECTION
W.M.S.	WATER MOTOR GONG
L.P.D.	LOW POINT DRAIN

SPRINKLER SCHEDULE

SYM.	MANUFACTURER	MODEL	TYPE	ORIFICE	K-FAC.	TEMP.	FINISH	PLATE	QTY.
◐	VIKING	M	QR UPRIGHT	1/2"	5.5	200°	BRASS		42
⊕	VIKING	M	QR PENDENT	1/2"	5.5	200°	BRASS		14

CAPITOL SPRINKLER CONTRACTING INC.

CAPITOL SPRINKLER CONT., INC.
6550 DOBBIN ROAD, COLUMBIA, MARYLAND 21045
WASHINGTON 982-1023 BALTIMORE 730-4711

BALTIMORE RAVENS N.F.L. STADIUM

CONTRACT WITH: WESTING-TURNER/BARTON MALOW ETSOEK

DATE 5-18-99	DWG BY T. INGRAM	CONTRACT NO. C8614
SCALE 1/8" = 1'-0"	CHECKED BY	DWG. NO. SL-2

AREA THIS SHEET: SCOREBOARDS

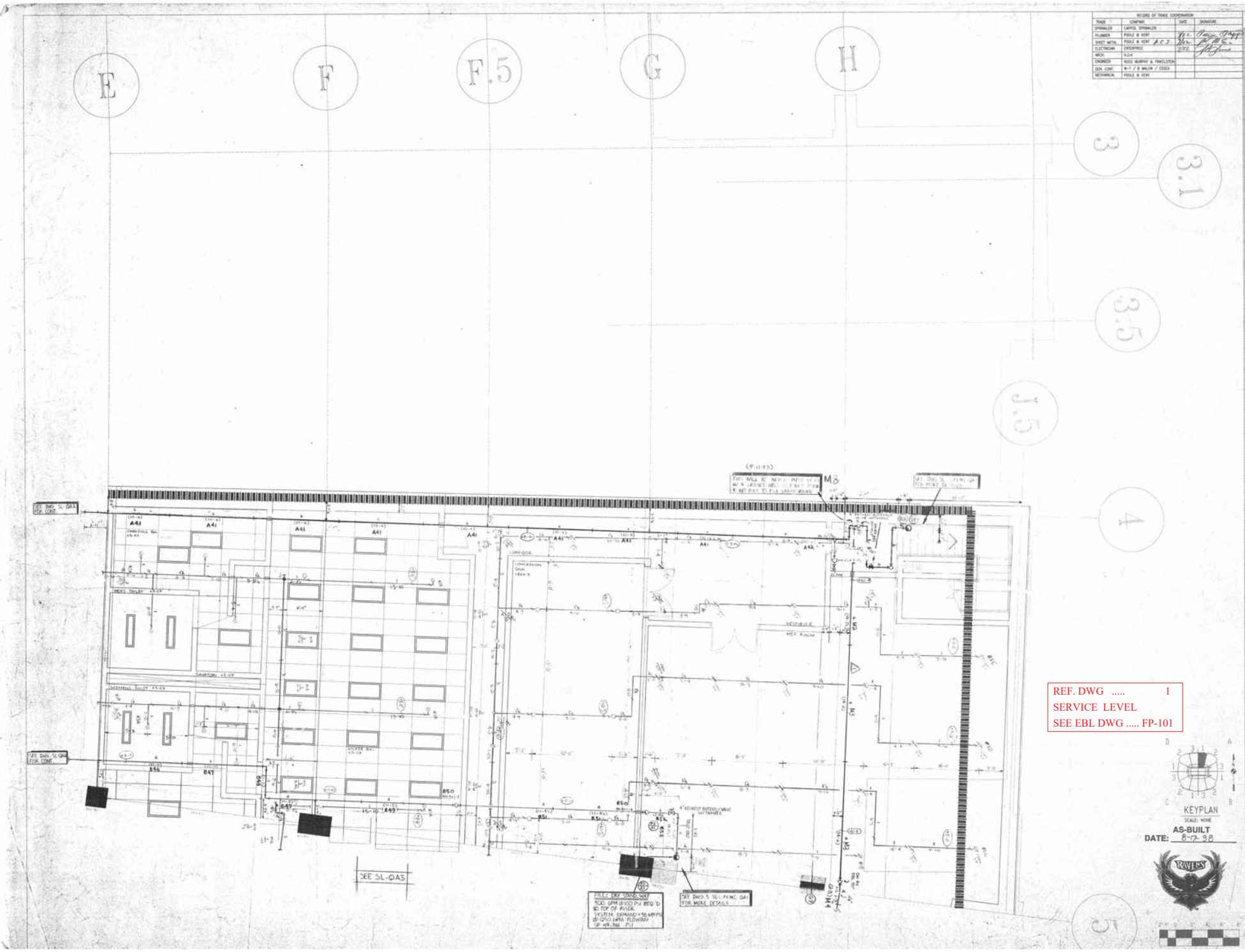
E
F
F.5
G
H
3
3.1
3.5
4
5
SEE SL-QA3
REF. DWG 1
SERVICE LEVEL
SEE EBL DWG FP-101
KEYPLAN
SCALE: NONE
AS-BUILT
DATE: 8-12-98
BALTIMORE RAVENS
STADIUM AT CAMDEN YARDS, BALTIMORE, MD.
SERVICE LEVEL, QUAD A, SECTION 1
CAPITOL SPRINKLER CONTRACTING INC.
8500 DORSEY ROAD COLUMBIA MD 21045
NORTH
DESIGNER D. FLOOR/T. PARHAM
SCALE 1/4" = 1'-0"
CHECK BY
FILE NUMBER 0862
APPROVAL
DATE 05-05-97
SL-QA1

RECORD OF TRADE COORDINATION			
TRADE	COMPANY	DATE	SIGNATURE
SPRINKLER	CAPITOL SPRINKLER		
PLUMBER	POOLE & KENT		
SHEET METAL	POOLE & KENT		
ELECTRICIAN	ENTERPRISE		
ARCH.	H.G.K.		
ENGINEER	ROSS MURPHY & FINKELSTEIN		
GEN. CONT.	W-T / G WALDW / ESSEX		
MECHANICAL	POOLE & KENT		

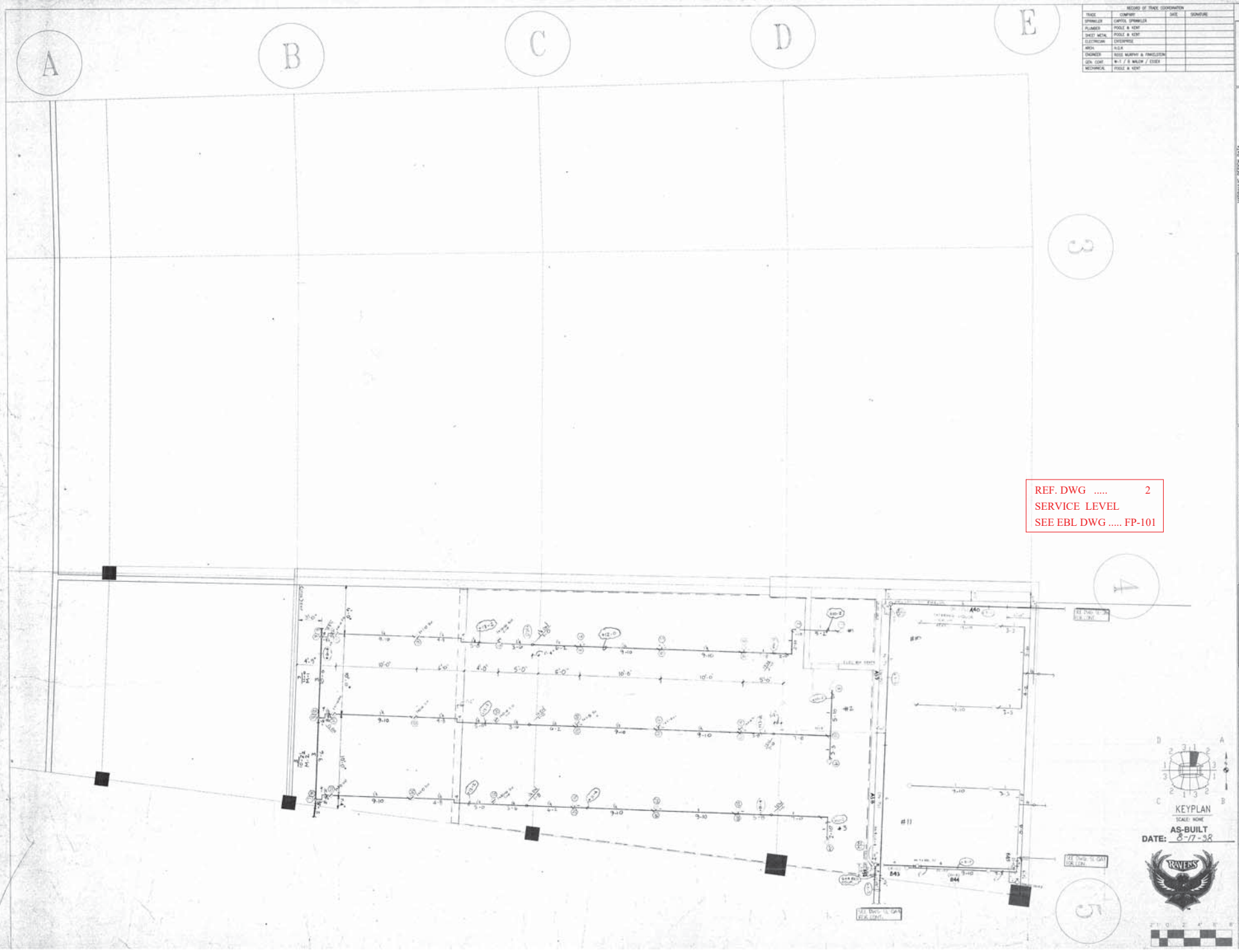

HYDRAULIC DESIGN DATA

CALCULATION # 1	CALCULATION # 2	CALCULATION # 3
Source: Static		
Residual: Static		
Flow:		
Density:		
Area:		
Hose:		
Total:		

FLOW TEST DATE: 12/2/96 Location: Hydrant Test No. 1 Time: 2PM Date: 12/2/96 Elevation: 0'

CONTRACTOR: CAPITOL SPRINKLER CONTRACTING INC.
FIRE PROTECTION
6550 DOBBIN ROAD COLUMBIA MD 21045

REVISION	
DATE	DESCRIPTION

IMPORTANT
TO PREVENT FREEZING OF WATER IN WET PIPE SPRINKLER PIPING, THERMOSTATICALLY CONTROLLED HEATING MUST BE PROVIDED WHERE SPRINKLER PIPES ARE INSTALLED. UNLESS AN ANTI-FREEZE SYSTEM

SPRINKLER SCHEDULE & LEGEND

SYMBOL	SPRINKLER DESCRIPTION	ORIFICE	TEMP	FINISH	QUANTITY

SEE CAPITOL & ARCHITECTURAL DRAWINGS FOR SYMBOL INFO. SYMBOL INFO. SHOWN ON PLAN

SPRINKLER CONTRACTING CAPITOL INC.

BALTIMORE RAVENS
STADIUM AT CAMDEN YARDS, BALTIMORE, MD
SERVICE LEVEL, QUAD A, SECTION 2

CAPITOL SPRINKLER CONTRACTING INC.
6550 DOBBIN ROAD COLUMBIA MD 21045
PHONE (301)992-3001 FAX (410)992-2498

DESIGNER	D. FLOER/T. PARHAM
SCALE	1/4" = 1'-0"
CHECK BY	
FILE NUMBER	0862
APPROVAL	SL-QA2
DATE	06-11-97

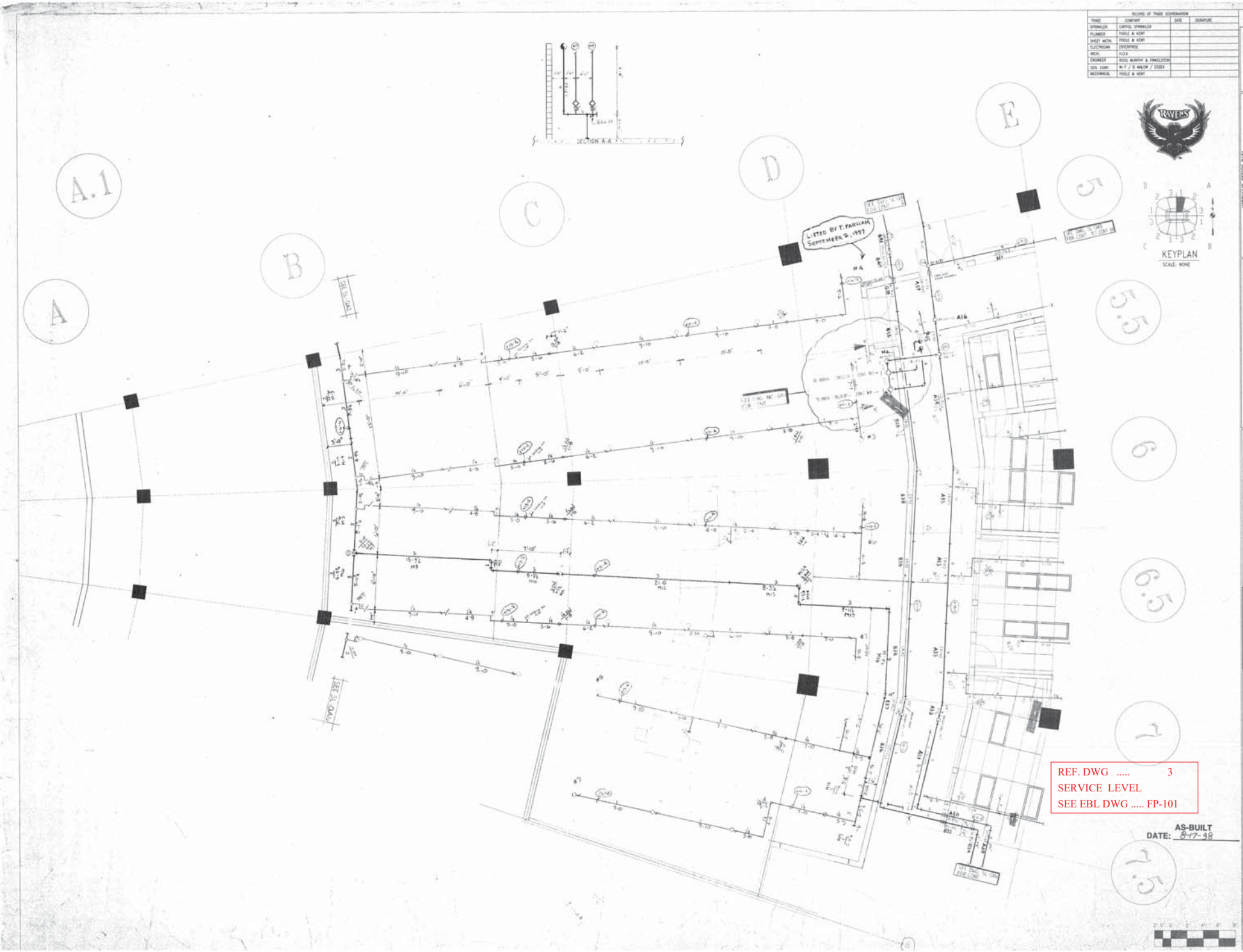
RECORD OF TRADE COORDINATION
TRADE | COMPANY | DATE | SIGNATURE
SPRINKLER | CAPITOL SPRINKLER
PLUMBER | POOLE & KENT
SHEET METAL | POOLE & KENT
ELECTRICIAN | ENTERPRISE
ARCH. | H.O.K
ENGINEER | ROSS MURPHY & FINKELSTEIN
GEN. CONT. | W-T / S WALOW / ESSEX
MECHANICAL | POOLE & KENT
SECTION A-A
KEYPLAN
SCALE: NONE
LISTED BY T. PARHAM SEPTEMBER 2, 1997
REF. DWG 3
SERVICE LEVEL
SEE EBL DWG FP-101
AS-BUILT
DATE: 8-17-98
HYDRAULIC DESIGN DATA
CONTRACTOR: CAPITOL SPRINKLER CONTRACTING INC.
FIRE PROTECTION
6550 DOBBIN ROAD COLUMBIA MD 21045
REVISION
IMPORTANT
TO PREVENT FREEZING OF WATER IN PIPE SPRINKLER PIPING, OWNERS TO PROVIDE SUFFICIENT HEAT THROUGHOUT AREAS WHERE SPRINKLER PIPES AND SPRINKLERS TRAVEL ON ARCHITECTS SECTION
SPRINKLER SCHEDULE & LEGEND
CAPITOL SPRINKLER CONTRACTING INC.
BALTIMORE RAVENS
STADIUM AT CAMDEN YARDS, BALTIMORE, MD
SERVICE LEVEL, QUAD A, SECTION 4
CAPITOL SPRINKLER
CONTRACTING INC.
6550 DOBBIN ROAD COLUMBIA MD 21045
PHONE (410)992-0124
FAX (410)992-2428
NORTH
DESIGNER D. FLOER/T. PARHAM
SCALE 1/4" = 1'-0"
CHECK BY
FILE NUMBER 0862
APPROVAL
DATE 06-11-87
SL-QA4

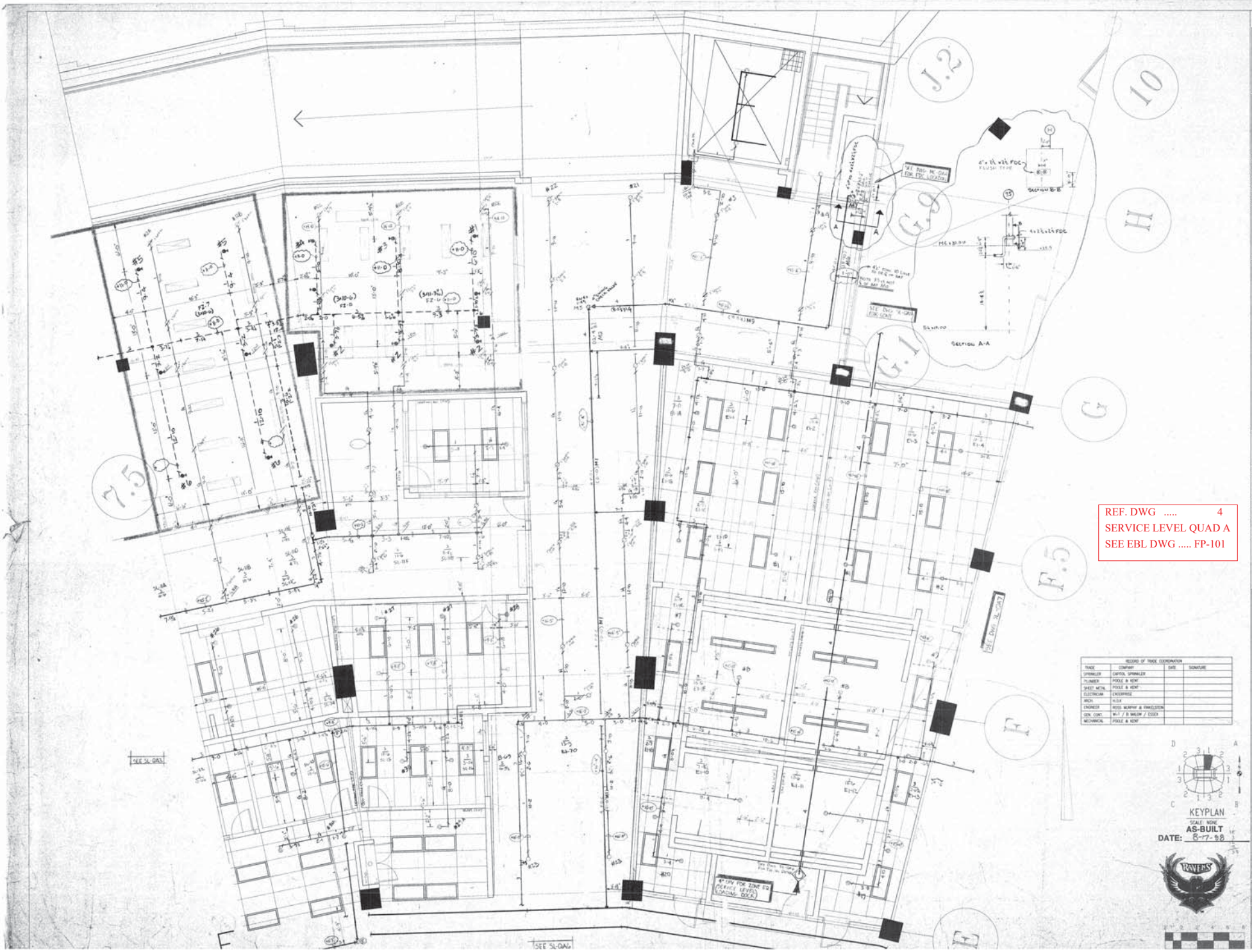
REF. DWG 4
SERVICE LEVEL QUAD A
SEE EBL DWG FP-101
SEE SL-QA3
SEE SL-QA4
SEE DWG. R-QA3
SEE DWG. R-QA7
SEE DWG. R-QA6 FOR DTL LOCATION
SEE DWG. R-QA6 FOR DTL LOCATION
SECTION A-A
SECTION B-B
6" UPV FOR ZONE E8 (SERVICE LEVEL) (GROUND DECK)
RECORD OF TRADE COORDINATION
TRADE | COMPANY | DATE | SIGNATURE
SPRINKLER | CAPITOL SPRINKLER
PLUMBER | POOLE & KENT
SHEET METAL | POOLE & KENT
ELECTRICIAN | ENGINEERING
ARCH. | H.O.K
ENGINEER | ROSS MURPHY & FRANCESTON
GEN. CONT. | M+T / B MALOW / CSSEX
MECHANICAL | POOLE & KENT
KEYPLAN
SCALE: NONE
AS-BUILT
DATE: 8-17-98
SPRINKLER SCHEDULE & LEGEND
CONTRACTOR: CAPITOL SPRINKLER CONTRACTING INC.
6550 DOBBIN ROAD COLUMBIA MD 21045
REVISION
TO PREVENT FREEZING OF IMPORTANT PIPE SPRINKLER PIPING, OWNERS TO PROVIDE SUFFICIENT HEAT THROUGHOUT AREAS WHERE SPRINKLER PIPES ARE INSTALLED, UNLESS AN ANTI-FREEZE SYSTEM
HYDRAULIC DESIGN DATA
CAPITOL SPRINKLER CONTRACTING INC.
BALTIMORE RAVENS
STADIUM AT CAMDEN YARDS BALTIMORE, MD
SERVICE LEVEL, QUAD A, SECTION 5
CAPITOL SPRINKLER
CONTRACTING INC.
6550 DOBBIN ROAD COLUMBIA MD 21045
NORTH
DESIGNER D. FLOER/T. PARHAM
SCALE 1/8" = 1'-0"
CHECK BY
FILE NUMBER
APPROVAL
DATE 06-17-97
SL-QA5

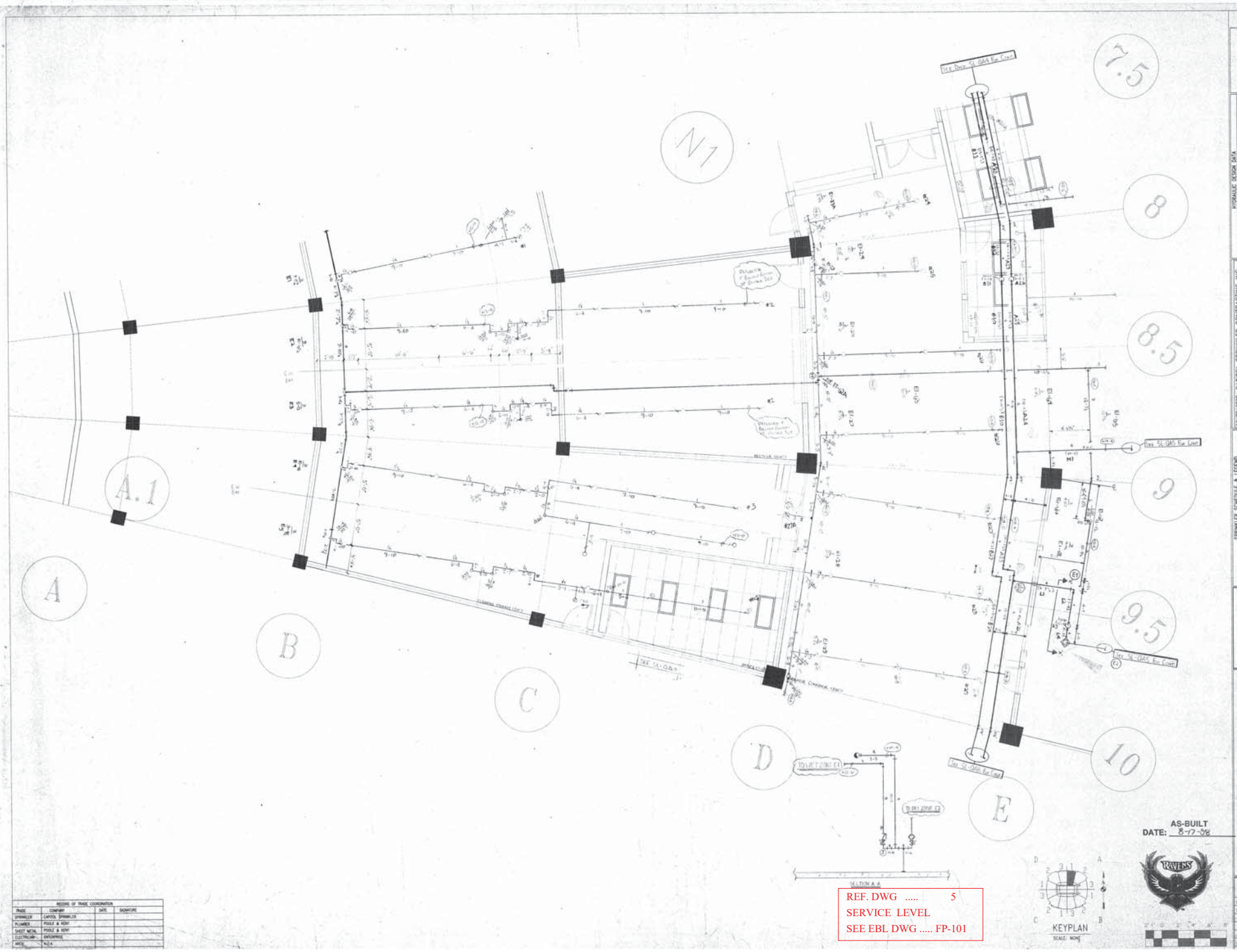
A.1
A
B
C
D
E
N1
7.5
8
8.5
9
9.5
10
SECTION A-A
KEYPLAN
SCALE: NONE
AS-BUILT
DATE: 8-17-98
RAVENS
BALTIMORE RAVENS
STADIUM AT CAMDEN YARDS, BALTIMORE, MD
SERVICE LEVEL, QUAD A, SECTION 6
CAPITOL SPRINKLER CONTRACTING INC.
6550 DORSEN ROAD COLUMBIA MD 21045
PH. (410)740-2439
FAX (410)740-2439
NORTH
DESIGNER D. FLOER/T. PARHAM
SCALE 1/4" = 1'-0"
CHECK BY
FILE NUMBER 0862
APPROVAL SL-QA6
DATE 06-12-97
CONTRACTOR: CAPITOL SPRINKLER CONTRACTING INC.
FIRE PROTECTION
6550 DORSEN ROAD COLUMBIA MD 21045
REVISION
IMPORTANT
TO PREVENT FREEZING OF WATER IN THE SPRINKLER PIPING, OWNERS TO PROVIDE SUFFICIENT HEAT THROUGHOUT AREAS WHERE SPRINKLER PIPES ARE INSTALLED, UNLESS AN ANTI-FREEZE SYSTEM
HYDRAULIC DESIGN DATA
SPRINKLER SCHEDULE & LEGEND
RECORD OF TRADE COORDINATION
TRADE | COMPANY | DATE | SIGNATURE
SPRINKLER | CAPITOL SPRINKLER
PLUMBER | POGLE & RENT
SHEET METAL | POGLE & RENT
ELECTRICAL | ENTERPRISE
MECH. | N.A.
REF. DWG 5
SERVICE LEVEL
SEE EBL DWG FP-101

RECORD OF TRADE COORDINATION			
TRADE	COMPANY	DATE	SIGNATURE
SPRINKLER	CAPITOL SPRINKLER		
PLUMBER	POOLE & KENT		
SHEET METAL	POOLE & KENT		
ELECTRICIAN	DATOSPRINCE		
ARCH.	H.O.K.		
ENGINEER	BOOS, MURPHY & FINKELSTEIN		
GEN. CONT.	W-T / S WALSH / ESSEX		
MECHANICAL	POOLE & KENT		

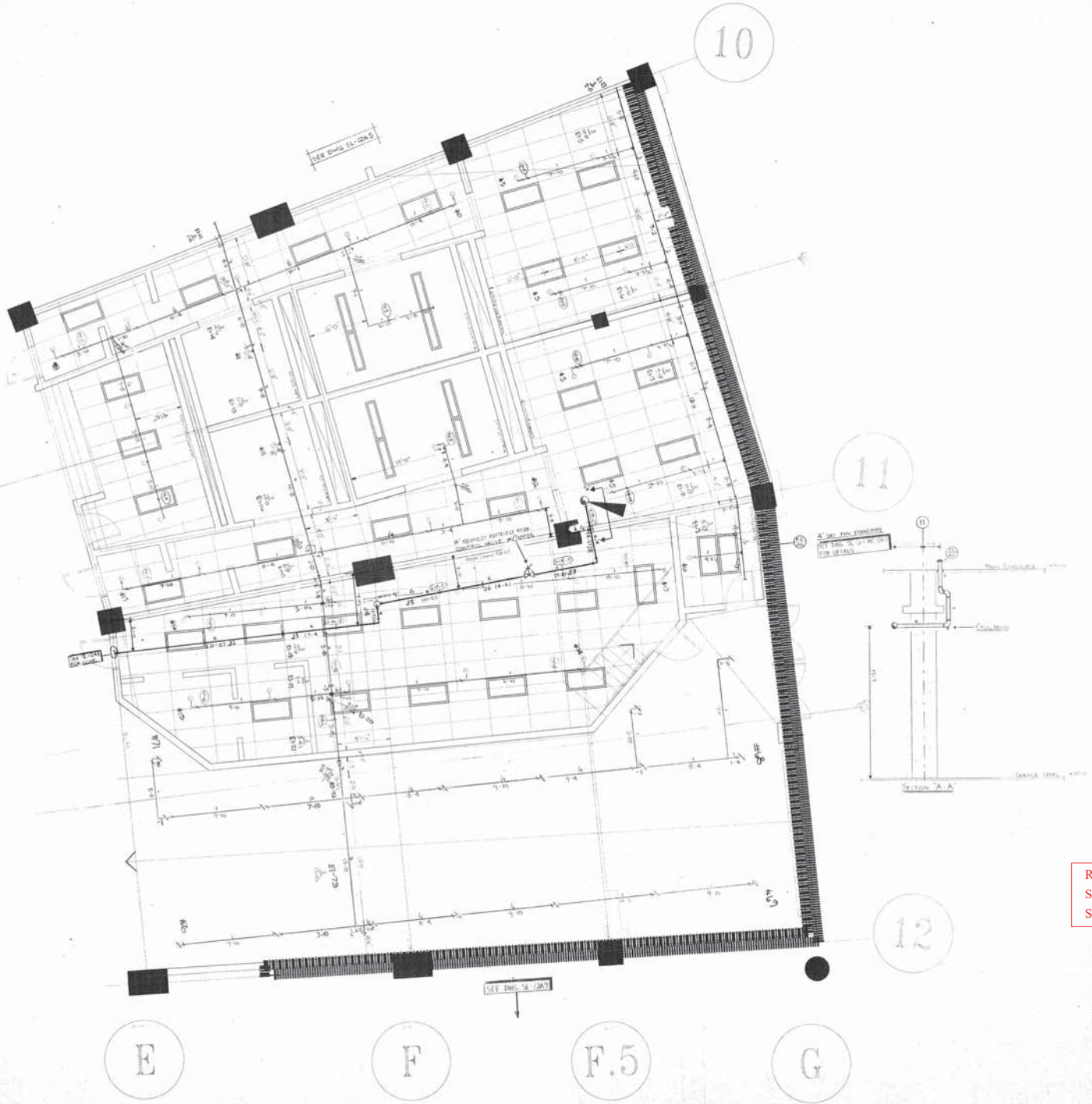

REF. DWG 6
SERVICE LEVEL
SEE EBL DWG FP-101

AS-BUILT
DATE: 8-7-98

KEYPLAN
SCALE: NONE

HYDRAULIC DESIGN DATA

CONTRACTOR: CAPITOL SPRINKLER CONTRACTING INC.
6550 DOBBIN ROAD COLUMBIA MD 21045

REVISION

TO PREVENT FREEZING OF IMPORTANT SPRINKLER PIPE SPRINKLER PIPING OWNER'S TO PROVIDE SUFFICIENT HEAT THROUGHOUT AREAS WHERE SPRINKLER PIPES ARE INSTALLED. UNLESS AN ANTI-FREEZE SYSTEM

SPRINKLER SCHEDULE & LEGEND

SPRINKLER CONTRACTING CAPITOL INC.

BALTIMORE RAVENS
STADIUM AT CAMDEN YARDS, BALTIMORE, MD
SERVICE LEVEL, QUAD A, SECTION 7

CAPITOL SPRINKLER CONTRACTING INC.
6550 DOBBIN ROAD COLUMBIA MD 21045
PHONE (301)992-1004 FAX (410)740-2428

NORTH

DESIGNER	D. FLOOR/T. PARHAM
SCALE	1/4" = 1'-0"
CHECK BY	
FILE NUMBER	0862
APPROVAL	SL-QA7
DATE	06-13-97

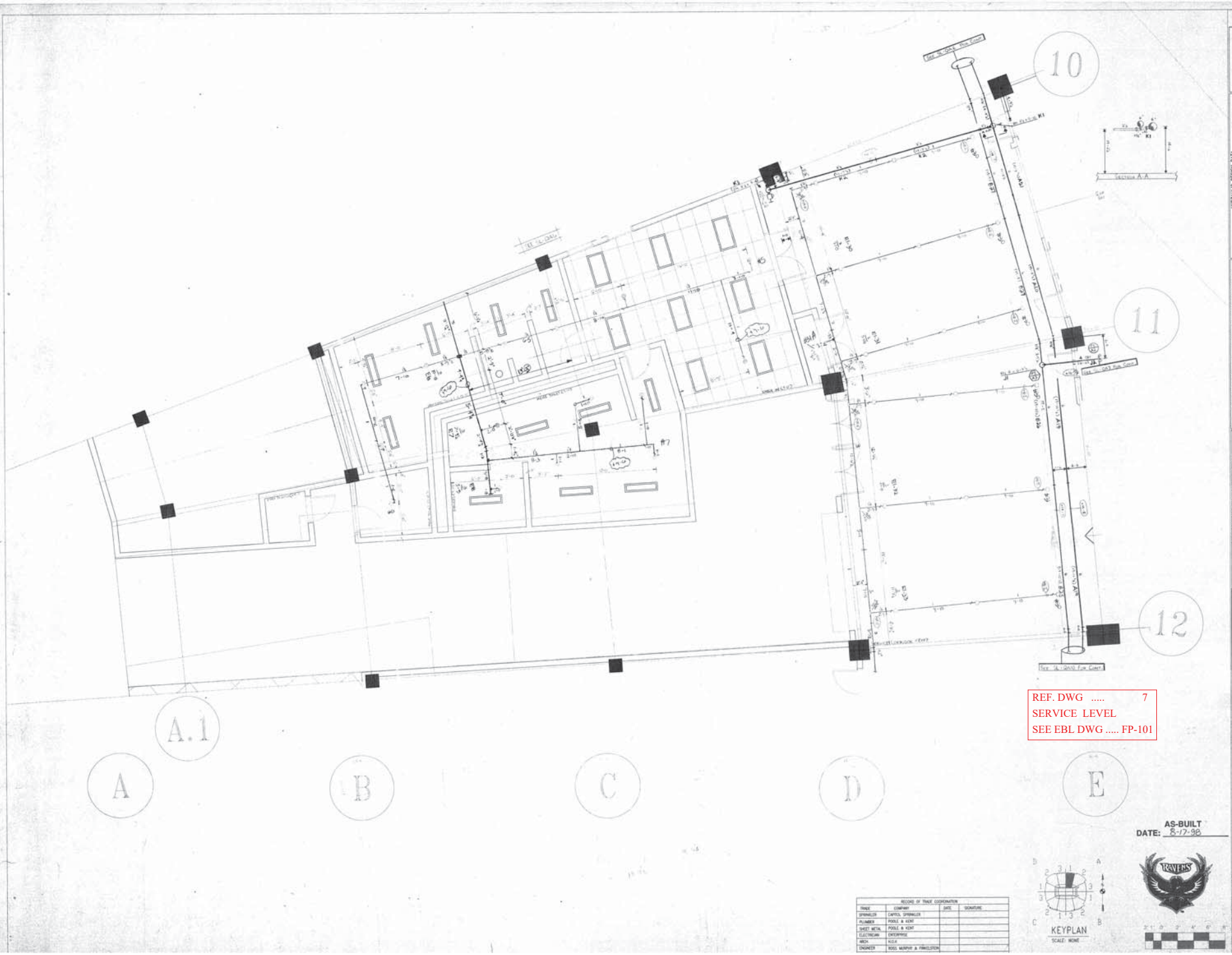
10
11
12
A.1
A
B
C
D
E
SECTION A-A
REF. DWG 7
SERVICE LEVEL
SEE EBL DWG FP-101
AS-BUILT
DATE: 8-17-98
KEYPLAN
SCALE: NONE
RECORD OF TRADE COORDINATION
TRADE | COMPANY | DATE | SIGNATURE
SPRINKLER | CAPITOL SPRINKLER
PLUMBER | POOLE & KENT
SHEET METAL | POOLE & KENT
ELECTRICIAN | ENTERPRISE
MECH | KGA
ENGINEER | ROSS, MURPHY & PINKELSTON
HYDRAULIC DESIGN DATA
CALCULATION # 1
CALCULATION # 2
CALCULATION # 3
CONTRACTOR: CAPITOL SPRINKLER CONTRACTING INC.
FIRE PROTECTION
6550 DOBBIN ROAD COLUMBIA MD 21045
REVISION
IMPORTANT
TO PREVENT FREEZING OF WATER IN WET PIPE SPRINKLER PIPING, OWNERS TO PROVIDE SUFFICIENT HEAT THROUGHOUT AREAS WHERE SPRINKLERS ARE INSTALLED. WHEN WARRANTED, PROVIDE AUXILIARY SYSTEM.
SPRINKLER SCHEDULE & LEGEND
CODE DRFT & MATERIALS ISSUED
TOTAL SHEET THIS SHEET
CAPITOL SPRINKLER CONTRACTING INC.
BALTIMORE RAVENS
STADIUM AT CAMDEN YARDS, BALTIMORE, MD
SERVICE LEVEL, QUAD A, SECTI 8
CAPITOL SPRINKLER
CONTRACTING INC.
6550 DOBBIN ROAD COLUMBIA MD 21045
PHONE (301)992-1024 FAX (410)792-2439
NORTH
DESIGNER D. FLOER/T. PARHAM
SCALE 1/4" = 1'-0"
CHECK BY
FILE NUMBER 0862
APPROVAL
DATE 06-12-97
SL-QA8

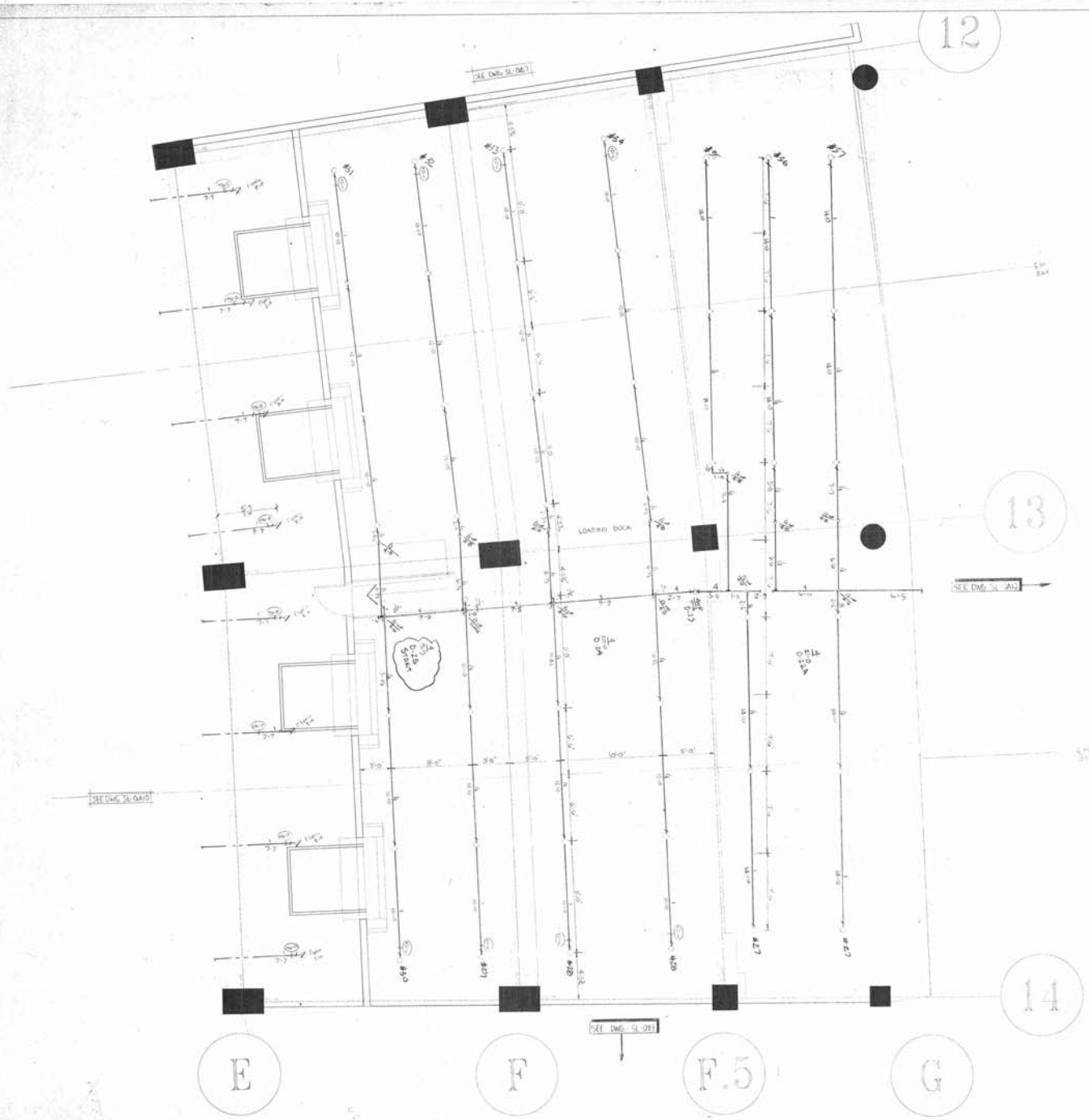

REF. DWG 8
SERVICE LEVEL QUAD A
SEE EBL DWG FP-101

RECORD OF TRADE COORDINATION			
TRADE	COMPANY	DATE	SIGNATURE
SPRINKLER	CAPITOL SPRINKLER		
PLUMBER	POOLE & KENT		
SHEET METAL	POOLE & KENT		
ELECTRICIAN	ENTERPRISE		
MECH	H.D.R.		
ENGINEER	ROSS, MURPHY & FINKELSTEIN		

KEYPLAN
SCALE: NONE

AS-BUILT
DATE: 8-12-98

HYDRAULIC DESIGN DATA

	CALCULATION # 1	CALCULATION # 2	CALCULATION # 3
FLOW TEST NAME			
FLOW TEST DATE			
STATIC PSI			
RESIDUAL PSI			
FLOW GPM			
SYSTEM DEMAND			
SYSTEM PSI			
SYSTEM GPM			
SYSTEM DESIGN			

CONTRACTOR: CAPITOL SPRINKLER CONTRACTING INC.
FIRE PROTECTION
6550 DOBBIN ROAD COLUMBIA MD 21045

DATE	REVISION

IMPORTANT
TO PREVENT FREEZING OF WATER IN WET PIPE SPRINKLER PIPING, ADEQUATE HEAT MUST BE PROVIDED. DRY PIPE SYSTEMS MUST BE INSTALLED WHERE SPRINKLER PIPING IS INSTALLED. UNLESS AN ANTI-FREEZE SYSTEM

SPRINKLER SCHEDULE & LEGEND

SYMBOL	SPRINKLER DESCRIPTION	ORIFICE	TEMP	FINISH	QUANTITY

USE CAPT & APPROVED BRANDS
TITLE SCRIPT MIN. SERIF - 5/8

CAPITOL SPRINKLER CONTRACTING INC.

BALTIMORE RAVENS
STADIUM AT CAMDEN YARDS, BALTIMORE, MD
SERVICE LEVEL, QUAD A, SECTION 9

CAPITOL SPRINKLER
CONTRACTING INC.
6550 DOBBIN ROAD COLUMBIA MD 21045
PHONE (301)992-2324 FAX (410)992-2329

NORTH

DESIGNER	D. FLOER/T. PARHAM
SCALE	1/4" = 1'-0"
CHECK BY	
FILE NUMBER	0862
APPROVAL	SL-QA9
DATE	06-12-97

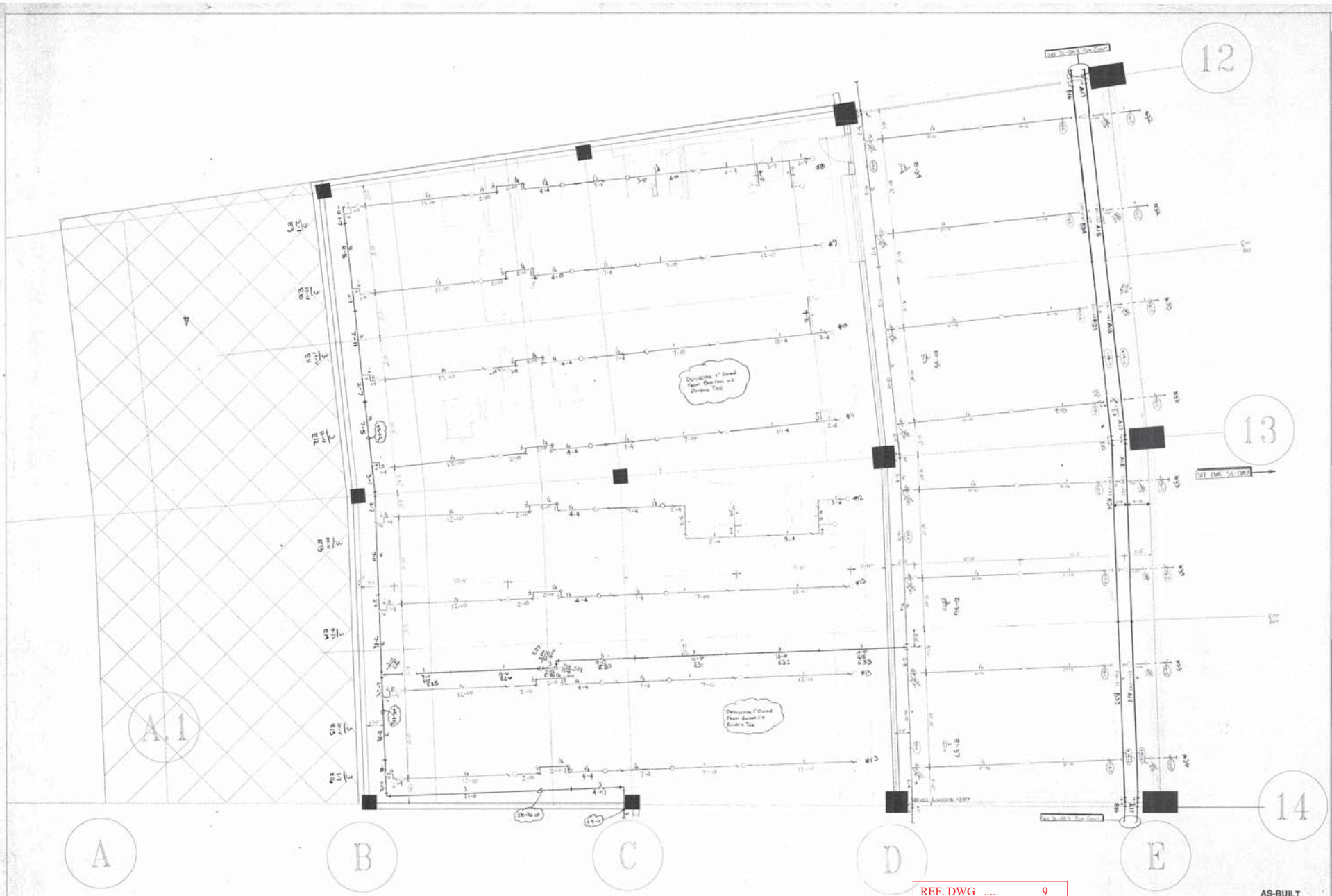

REF. DWG 9
SERVICE LEVEL
SEE EBL DWG FP-101

AS-BUILT
DATE: 8-17-98

RECORD OF TRADE COORDINATION			
TRADE	COMPANY	DATE	SIGNATURE
SPRINKLER	CAPITOL SPRINKLER		
PLUMBER	POOLE & KENT		
SHEET METAL	POOLE & KENT		
ELECTRICIAN	ENTERPRISE		
ARCH.	HOK		
ENGINEER	ROSS, MURPHY & FINKELSTEIN		

KEYPLAN
SCALE: NONE

SPRINKLER SCHEDULE & LEGEND

CHANGE	DESCRIPTION	DATE	BY
0	ISSUED FOR BID	7-7-97	

HYDRAULIC DESIGN DATA

CALCULATION # 1	CALCULATION # 2	CALCULATION # 3
FLOWS (GPM)		
PRESSURE (PSI)		
DENSITY		
AREA		
SPRINKLERS		
FLOW TEST #(S)		
DATE		
TEMPERATURE		
SOURCE		
PIPE SIZE		
PIPE TYPE		
SYSTEM TYPE		

CONTRACTOR: CAPITOL SPRINKLER CONTRACTING INC.
FIRE PROTECTION
6550 DOBBIN ROAD, COLUMBIA, MD 21045

REVISION
DESCRIPTION
DATE
BY

IMPORTANT
TO PREVENT FREEZING OF WET TYPE SPRINKLER PIPING, OWNERS TO PROVIDE SUFFICIENT HEAT THROUGHOUT AREAS WHERE SPRINKLER PIPES ARE INSTALLED UNLESS ANTI-FREEZE SYSTEM.

CONTRACTING INC. CAPITOL SPRINKLER

BALTIMORE RAVENS
STADIUM AT CAMDEN YARDS, BALTIMORE, MD
SERVICE LEVEL, QUAD A, SECTION 10

CAPITOL SPRINKLER CONTRACTING INC.
6550 DOBBIN ROAD COLUMBIA MD 21045
PHONE (410)740-2424 FAX (410)740-2428

NORTH

DESIGNER D. FLOER/T. PARHAM
SCALE 1/4" = 1'-0"
CHECK BY
FILE NUMBER 0862
APPROVAL
DATE 06-12-97

SL-QA10

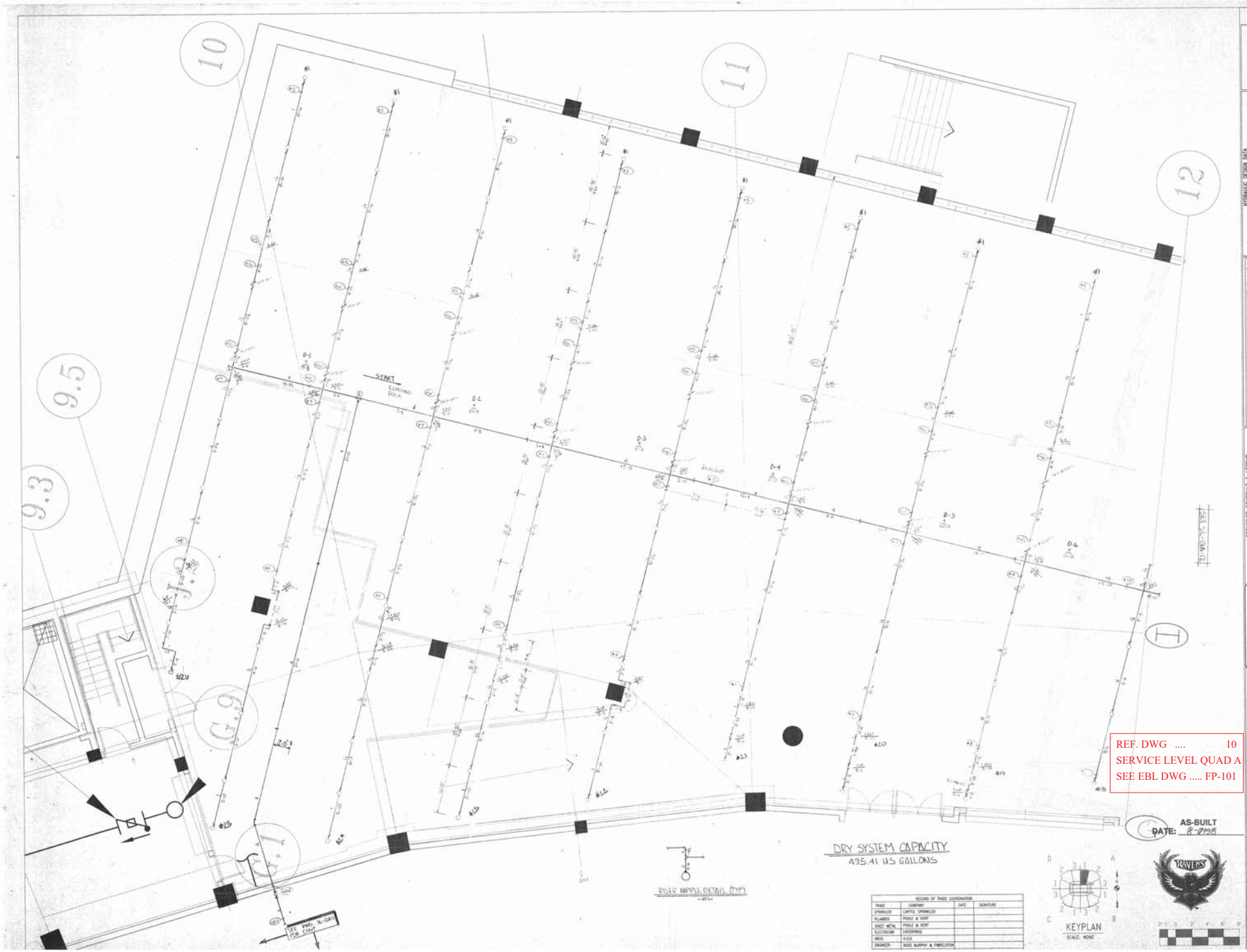
10
11
12
9.5
9.3
G.9
G.7
I
START
LOOKING BACK
DRY SYSTEM CAPACITY
435.41 US GALLONS
RISER NIPPLE DETAIL (TYP)
KEYPLAN
SCALE: NONE
AS-BUILT
DATE: 8-07-98
REF. DWG 10
SERVICE LEVEL QUAD A
SEE EBL DWG FP-101
RECORD OF TRADE COORDINATION
TRADE | COMPANY | DATE | SIGNATURE
SPRINKLER | CAPITOL SPRINKLER
PLUMBER | POOLE & KENT
SHEET METAL | POOLE & KENT
ELECTRICIAN | ENTERPRISE
HVCA | H.S.K.
ENGINEER | ROSS, MURPHY & PARKELSTON
HYDRAULIC DESIGN DATA
SPRINKLER SCHEDULE & LEGEND
CONTRACTOR: CAPITOL SPRINKLER CONTRACTING INC.
FIRE PROTECTION
6550 DORSIN ROAD COLUMBIA MD 21045
REVISION
IMPORTANT
TO PREVENT FREZING OF WATER IN WET PIPE SPRINKLER PIPING, OWNERS TO PROVIDE SUFFICIENT HEAT THROUGHOUT AREAS WHERE SPRINKLER PIPES ARE INSTALLED, UNLESS AN ANTI-FREEZE SYSTEM
CAPITOL SPRINKLER CONTRACTING INC.
BALTIMORE RAVENS
STADIUM AT CAMDEN YARDS, BALTIMORE, MD
SERVICE LEVEL, QUAD A, SECTION 11
CAPITOL SPRINKLER
CONTRACTING INC.
6550 DORSIN ROAD COLUMBIA MD 21045
NORTH
DESIGNER D. FLOER/S. PARHAM
SCALE 1/4" = 1'-0"
CHECK BY
FILE NUMBER 0892
APPROVAL
DATE 08-12-97
SL-QA11

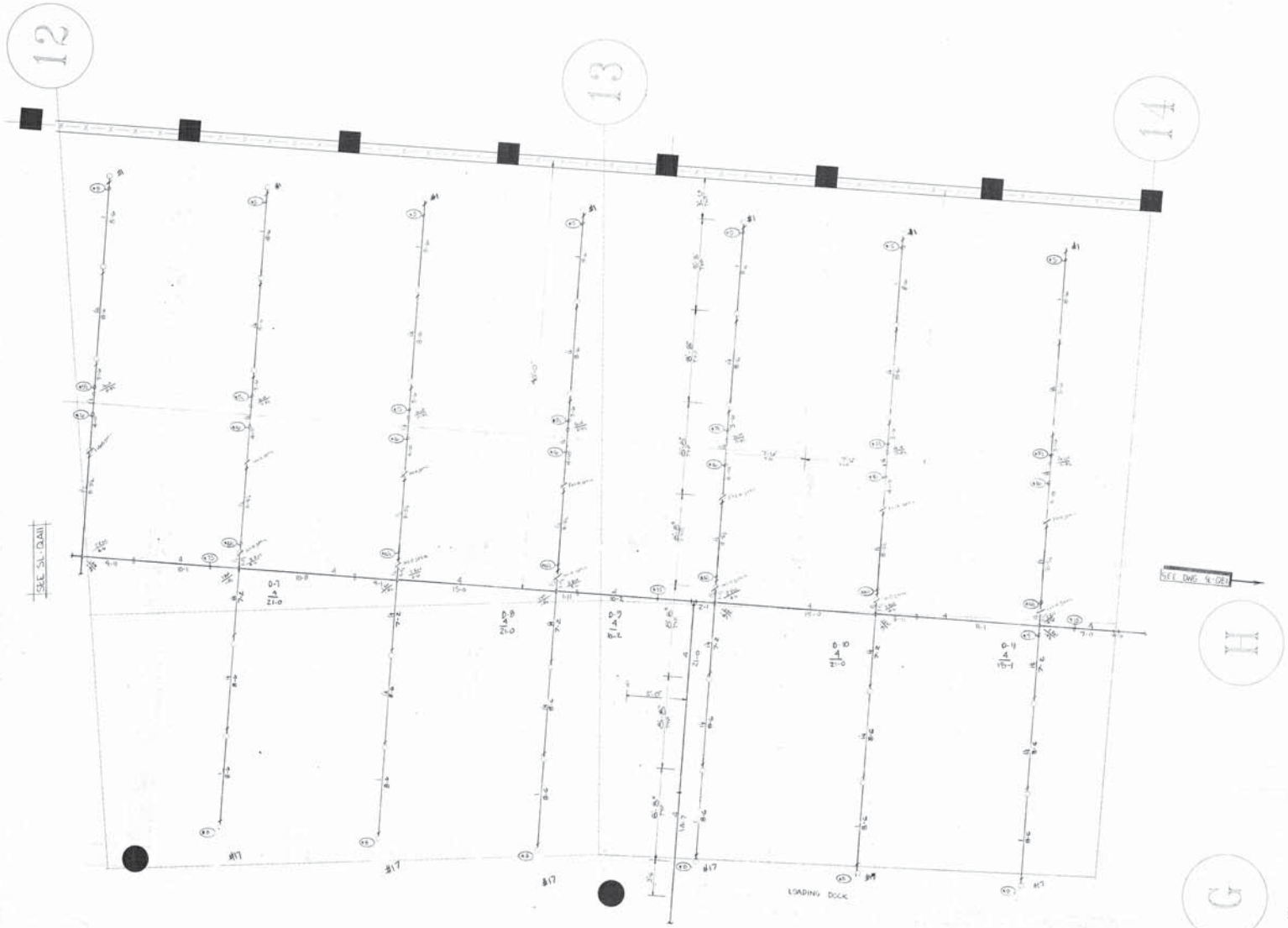

REF. DWG 11
SERVICE LEVEL QUAD A
SEE EBL DWG FP-101

AS-BUILT
DATE: 8-17-98

KEYPLAN
SCALE: NONE

RECORD OF TRADE COORDINATION			
TRADE	COMPANY	DATE	SIGNATURE
SPRINKLER	CAPITOL SPRINKLER		
PLUMBER	POOLE & KENT		
SHEET METAL	POOLE & KENT		
ELECTRICIAN	ENTERPRISE		
ARCH.	HLGA		
ENGINEER	KOSS, MURPHY & FINKELSTEIN		

HYDRAULIC DESIGN DATA

CONTRACTOR: CAPITOL SPRINKLER CONTRACTING INC.
FIRE PROTECTION
6550 DORSIEN ROAD COLUMBIA MD 21045
REVISION
DATE DESCRIPTION

IMPORTANT
TO PREVENT FREEZING OF WATER IN PIPE SPRINKLER PIPING, OWNERS TO PROVIDE SUFFICIENT HEAT THROUGHOUT AREAS WHERE SPRINKLER PIPES ARE INSTALLED. VALVES IN ANTI-FREEZE SYSTEMS

SPRINKLER SCHEDULE & LEGEND

SYMBOL	SPRINKLER DESCRIPTION	ORIFICE	TYPE	FINISH	QUANTITY
O	WHITE, 3/8 BS	3/16-1/2"	INC.	CL	

TOTAL CONT. THIS SHEET = 40

SPRINKLER CONTRACTING CAPITOL INC.

BALTIMORE RAVENS
STADIUM AT CAMDEN YARDS, BALTIMORE, MD
SERVICE LEVEL, QUAD A, SECTION 12

CAPITOL SPRINKLER
CONTRACTING INC.
6550 DORSIEN ROAD COLUMBIA MD 21045
PHONE (301)992-2204 FAX (410)290-2428

NORTH

DESIGNER	D. FLOER/T. PARHAM
SCALE	1/4" = 1'-0"
CHECK BY	
FILE NUMBER	0862
APPROVAL	SL-QA12
DATE	06-12-97

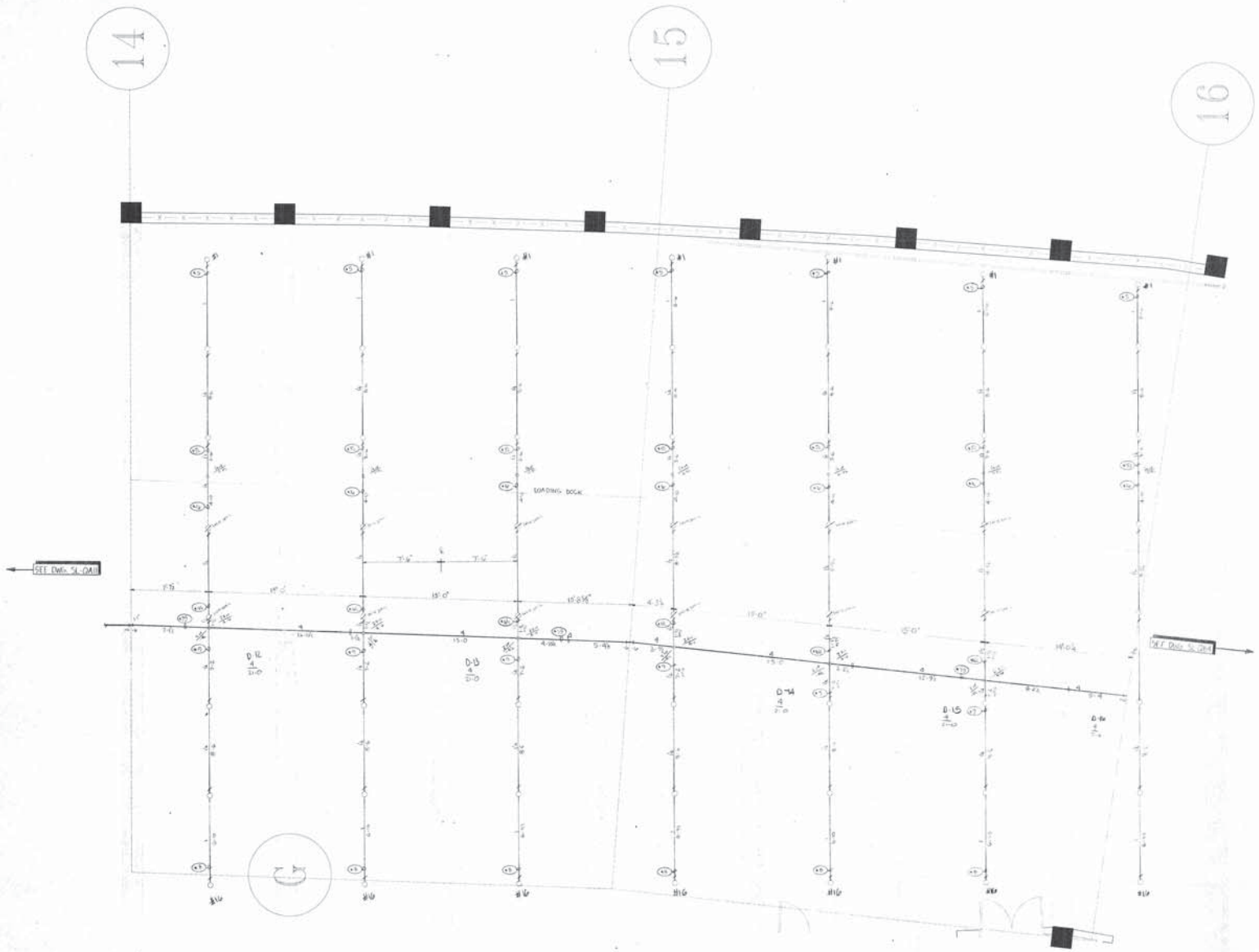

REF. DWG 12
SERVICE LEVEL QUAD B
SEE EBL DWG FP-101

AS-BUILT
DATE: 8-17-98

RECORD OF TRADE COORDINATION			
TRADE	COMPANY	DATE	SIGNATURE
SPRINKLER	CAPITOL SPRINKLER		
PLUMBER	POOLE & KENT		
SHEET METAL	POOLE & KENT		
ELECTRICIAN	ENTERPRISE		
HVCH	H.D.K.		
ENGINEER	ROSS, MURPHY & FINKELSTEIN		

HYDRAULIC DESIGN DATA

	CALCULATION # 1	CALCULATION # 2	CALCULATION # 3
Hazard Class			
Density/Area			
Sprinkers Type			
Qty. Heads			
Flow Rate			
Time			
Date			
Initials			

FLOW TEST HYD.

Date	Time	Static	Res.	Flow	Hydrant

CONTRACTOR: CAPITOL SPRINKLER CONTRACTING, INC.
FIRE PROTECTION
6550 DORSEY ROAD COLUMBIA, MD. 21045

DATE	REVISION

IMPORTANT
TO PREVENT FREEZING OF WATER IN WET PIPE SPRINKLER PIPING, CONDITIONED SPACE SUPPORT MUST BE PROVIDED WHERE SPRINKLER PIPES ARE INSTALLED, UNLESS AN ANTI-FREEZE SYSTEM

SPRINKLER SCHEDULE & LEGEND

Type	Manufacturer	Model	Orifice	Temp.	Finish	Quantity
D-1	Reliable / Thermostatic Equipment	A.E.	1/2"	155° F	Brass	5 Sp.

CAD CHART & INTERCONNECTED PROGRESS — TOTAL COVER THIS SHEET = 5 Sp.

Preliminary Design Performance

CAPITOL SPRINKLER CONTRACTING INC.

BALTIMORE RAVENS
STADIUM AT CAMDEN YARDS, BALTIMORE, MD
SERVICE LEVEL, QUAD B, SECTION 1

CAPITOL SPRINKLER CONTRACTING INC.
6550 DORSEY ROAD COLUMBIA, MD. 21045
PHONE: (410) 381-5700 FAX: (410) 381-5258

NORTH

DESIGNER	D. FLOER/T. PARHAM
SCALE	1/4" = 1'-0"
CHECK BY	
FILE NUMBER	0862
APPROVAL	SL-QB1
DATE	06-15-97

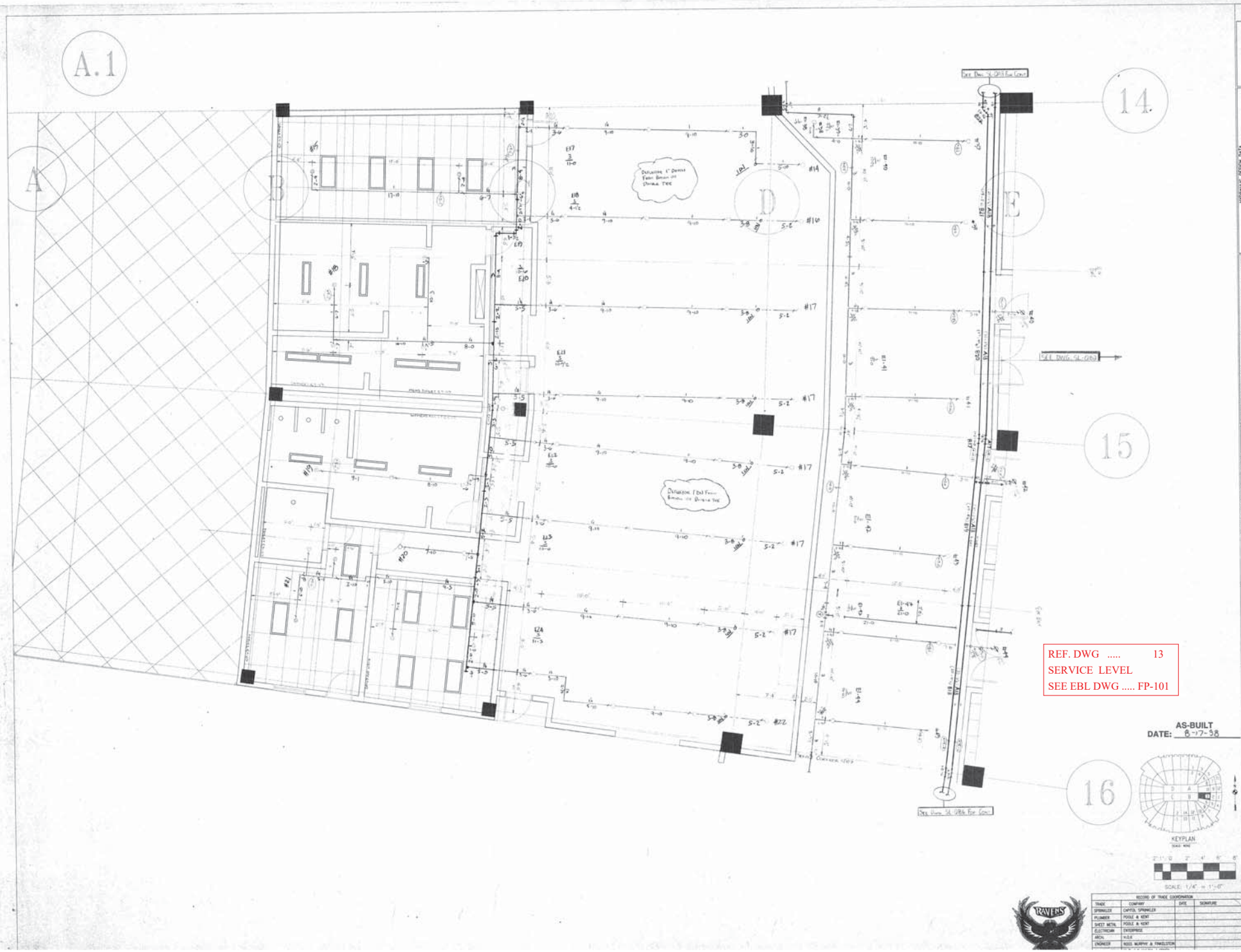
A.1
A
B
D
E
14
15
16
SEE DWG. SL-QB4
REF. DWG 13
SERVICE LEVEL
SEE EBL DWG FP-101
AS-BUILT
DATE: 8-17-98
KEYPLAN
SCALE: 1/4" = 1'-0"
NORTH
BALTIMORE RAVENS
STADIUM AT CAMDEN YARDS, BALTIMORE, MD
SERVICE LEVEL, QUAD B, SECTION 3
CAPITOL SPRINKLER CONTRACTING INC.
6550 DOBBIN ROAD COLUMBIA MD 21045
PHONE (301)992-3024 FAX (410)740-2429
CONTRACTOR: CAPITOL SPRINKLER CONTRACTING INC.
FIRE PROTECTION
6550 DOBBIN ROAD COLUMBIA MD 21045
REVISION
IMPORTANT
TO PREVENT FREEZING OF WATER IN WET PIPE SPRINKLER PIPING, THE BUILDING MUST BE MAINTAINED AT A MINIMUM TEMPERATURE OF 70°F WHERE SPRINKLER PIPED ARE INSTALLED, UNLESS AN ANTI-FREEZE SYSTEM
SPRINKLER SCHEDULE & LEGEND
HYDRAULIC DESIGN DATA
CALCULATION 1
CALCULATION 2
CALCULATION 3
FLOW TEST INFO
RECORD OF TRADE COORDINATION
TRADE | COMPANY | DATE | SIGNATURE
SPRINKLER | CAPITOL SPRINKLER
PLUMBER | POOLE & KENT
SHEET METAL | POOLE & KENT
ELECTRICIAN | ENTERPRISE
ARCH. | H.O.K.
ENGINEER | ROSS MURPHY & FINGLESTON
DESIGNER D. FLOER/T. PARHAM
SCALE 1/4" = 1'-0"
CHECK BY
FILE NUMBER DB62
APPROVAL
DATE 06-13-97
SL-QB3